

BGA36025

Circuit breaker, PowerPacT B, 25A, 3 pole, 600Y/347VAC, 18kA, I-Line, thermal magnetic, 80%, ABC



Main

| | |
|---------------------------|-----------------|
| Range | PowerPact |
| Product name | PowerPact B |
| Device short name | BG 025 |
| Product or Component Type | Circuit breaker |
| Device Application | Distribution |

Complementary

| | |
|--|--|
| Line Rated Current | 25 A |
| Number of Poles | 3P |
| Control type | Toggle |
| Breaking capacity code | G |
| Breaking capacity | 65 KA 208Y/120 V AC 50/60 Hz UL 489 65 KA 240 V AC 50/60 Hz UL 489 35 KA 480/277 V AC 50/60 Hz UL 489 35 KA 480 V AC 50/60 Hz UL 489 20 KA 250 V DC UL 489 18 kA 600Y/347 V AC 50/60 Hz UL 489 |
| [Ue] rated operational voltage | 525 V AC 50/60 Hz UL 489 |
| Network Frequency | 50/60 Hz |
| [Ics] rated service breaking capacity | 65 KA 220...240 V AC 50/60 Hz IEC 60947-2 18 KA 500...525 V AC 50/60 Hz IEC 60947-2 35 KA 380...415 V AC 50/60 Hz IEC 60947-2 35 kA 440 V AC 50/60 Hz IEC 60947-2 |
| [Uimp] rated impulse withstand voltage | 8 kV IEC 60947-2 |
| Trip unit technology | Thermal-magnetic |
| Continuous current rating | 80 % |
| [Ui] rated insulation voltage | 800 V IEC 60947-2 |
| Suitability for isolation | Yes IEC 60947-2 |
| Utilisation category | Category A |
| Mechanical durability | 20000 cycles IEC 947-1 Annex K ed 5.2 |
| Electrical durability | 10000 cycles IEC 947-1 Annex K ed 5.2 440 V In |
| Connection pitch | 1.06 in (27 mm) |
| AWG gauge | AWG 14...AWG 2/0 aluminium/copper |
| Local signalling | Presence of auxiliary contacts (flag green) |
| Mounting mode | I-Line |
| Electrical connection | I-Line connection, line Lugs, load |
| Mounting height | 4.49 in (114 mm) |
| Tightening torque | 31.86...38.94 Lbf.in (3.6...4.4 N.m) 0.00...0.01 in ² (2.5...6 mm ²) (AWG 14...AWG 10) 44.25...54.87 lbf.in (5...6.2 N.m) 0.02...0.11 in ² (10...70 mm ²) (AWG 8...AWG 2/0) |

The information provided in this documentation contains general descriptions and/or technical characteristics of the performance of the products contained herein. This documentation is not intended as a substitute for and is not to be used for determining suitability or reliability of these products for specific user applications. It is the duty of any such user or integrator to perform the appropriate and complete risk analysis, evaluation and testing of the products with respect to the relevant specific application or use thereof. Neither Schneider Electric Industries SAS nor any of its affiliates or subsidiaries shall be responsible or liable for misuse of the information contained herein.

| | |
|-----------------------------|--|
| Number of slots | 1 auxiliary switch OF plug-in 1 voltage release MN or MX plug-in 1 alarm switch SD plug-in |
| Power wire stripping length | 0.79 in (20 mm) |
| Color | Gray RAL 7016) |
| 9 mm pitches | 9 |
| Height | 5.39 in (137 mm) |
| Width | 3.19 in (81 mm) |
| Depth | 3.50 in (89 mm) |
| Net Weight | 2.90 lb(US) (1.315 kg) |
| Quantity per Set | Set of 1 |
| Phase connection | ABC |
| Circuit breaker application | HACR rated |

Environment

| | |
|---------------------------------------|---|
| Quality labels | CE |
| Standards | NMX J-266 EN/IEC 60947-5-1 NEMA AB1 UL 489 CSA C22.2 No 5 GB 14048.2 EN/IEC 60947-2 |
| Product certifications | UL[RETURN]IEC[RETURN]CCC[RETURN]EAC[RETURN]CSA[RETURN]NOM |
| IP degree of protection | Front cover IP40 IEC 60529 |
| IK degree of protection | IK07 IEC 62262 |
| Pollution degree | 3 IEC 60947-1 |
| Ambient Air Temperature for Operation | -13...158 °F (-25...70 °C) |
| Ambient Air Temperature for Storage | -58...185 °F (-50...85 °C) |
| Operating altitude | < 6561.68 ft (2000 m) without derating 5000 m with derating |





Ordering and shipping details

| | |
|-------------------|--------------------------|
| Category | 01134-BGA I-LINE BREAKER |
| Discount Schedule | DE2 |
| GTIN | 3606481153692 |
| Returnability | Yes |
| Country of origin | MX |

Packing Units

| | |
|------------------------------|-----------------------|
| Unit Type of Package 1 | PCE |
| Number of Units in Package 1 | 1 |
| Package 1 Height | 4.88 in (12.4 cm) |
| Package 1 Width | 8.11 in (20.6 cm) |
| Package 1 Length | 12.80 in (32.5 cm) |
| Package 1 Weight | 4.25 lb(US) (1.93 kg) |

Offer Sustainability

| | |
|----------------------------|---|
| Sustainable offer status | Green Premium product |
| California proposition 65 | WARNING: Cancer and Reproductive Harm - www.P65Warnings.ca.gov |
| REACH Regulation |  REACH Declaration |
| EU RoHS Directive | Compliant with Exemptions |
| Mercury free | Yes |
| China RoHS Regulation |  China RoHS Declaration |
| RoHS exemption information |  Yes |
| Environmental Disclosure |  Product Environmental Profile |

| | |
|-----------------------------|--|
| Circularity Profile | No need of specific recycling operations |
| WEEE | The product must be disposed on European Union markets following specific waste collection and never end up in rubbish bins. |
| PVC free | Yes |
| Halogen content performance | Halogen free product |