



Main

Range of Product	Modicon TM5
Product or Component Type	Safety discrete I/O module
Discrete input number	2
Discrete input voltage	24 V
Discrete output number	2
Discrete output type	Relay

Complementary

Range Compatibility	PacDrive LMC motion controller
Product Compatibility	PacDrive LMC Pro PacDrive LMC Pro 2 PacDrive LMC Eco
Discrete input voltage type	DC
Input voltage limits	20.4...28.8 V
Discrete input logic	Sink
Discrete input current	3.3 mA
Input impedance	7.3 kOhm
Output voltage	24 V DC
Output voltage limits	20.4...28.8 V
Discrete output logic	Source
Color	Red
Voltage state 0 guaranteed	≤ 5 V
Voltage state 1 guaranteed	≥ 15 V
Input filtering	≤ 500 ms configurable by software ≤ 150 ms hardware
Protection Type	Short-circuit protection Overload protection
Isolation	No insulation between channels 500 Vrms AC insulation between channel and bus
Maximum power consumption in W	1.15 W internal 0.26 W bus
Local signalling	1 LED green power supply 1 LED red power supply 2 LEDs green/red input status 2 LEDs red safety status 2 LEDs red/orange output status
Electrical connection	2 wires
Marking	CE
Safety level	SIL 3 IEC 61508 SIL 3 IEC 62061 PL = e EN 13849-1
Safety reliability data	MTTFd > 100 years PFD < 1E-5 PFH < 1E-9
Net Weight	0.06 lb(US) (0.025 kg)

The information provided in this documentation contains general descriptions and/or technical characteristics of the performance of the products contained herein. This documentation is not intended as a substitute for and is not to be used for determining suitability or reliability of these products for specific user applications. It is the duty of any such user or integrator to perform the appropriate and complete risk analysis, evaluation and testing of the products with respect to the relevant specific application or use thereof. Neither Schneider Electric Industries SAS nor any of its affiliates or subsidiaries shall be responsible or liable for misuse of the information contained herein.

Environment

Standards	CSA C22.2 No 142 IEC 62061 IEC 61131-2 IEC 61508 UL 508 EN 13849-1
Product Certifications	CSA[RETURN]cULus[RETURN]GOST-R
Ambient air temperature for operation	14...122 °F (-10...50 °C) vertical installation) 14...131 °F (-10...55 °C) horizontal installation)
Ambient Air Temperature for Storage	-40...158 °F (-40...70 °C)
Relative Humidity	5...95 % without condensation
IP degree of protection	IP20EN 60529
Pollution degree	2 IEC 60664
Operating altitude	0...6561.68 ft (0...2000 m)
Storage altitude	0.00...9842.52 ft (0...3000 m)
Vibration resistance	1 gn 8.4...150 Hz DIN rail 3.5 mm 5...8.4 Hz DIN rail
Shock resistance	15 gn 11 ms
Electromagnetic compatibility	Electrostatic discharge immunity test, 4 kV on contact EN/IEC 61000-4-2 Electrostatic discharge immunity test, 8 kV in air EN/IEC 61000-4-2 Susceptibility to electromagnetic fields, 10 V/m 80...2000 MHz EN/IEC 61000-4-3 Electrical fast transient/burst immunity test, 1 kV I/O EN/IEC 61000-4-4 Electrical fast transient/burst immunity test, 1 kV shielded cable EN/IEC 61000-4-4 Electrical fast transient/burst immunity test, 2 kV power lines EN/IEC 61000-4-4 1.2/50 µs shock waves immunity test, 0.5 kV differential mode EN/IEC 61000-4-5 1.2/50 µs shock waves immunity test, 1 kV common mode EN/IEC 61000-4-5 Conducted RF disturbances EN/IEC 61000-4-6 Conducted and radiated emissions CISPR 11

Ordering and shipping details

Category	18360-PACDRIVE3 SAFETY
Discount Schedule	PC52
GTIN	3595864128146
Returnability	No
Country of origin	AT

Packing Units

Unit Type of Package 1	PCE
Number of Units in Package 1	1
Package 1 Height	1.26 in (3.200 cm)
Package 1 Width	2.36 in (6.000 cm)
Package 1 Length	4.25 in (10.800 cm)
Package 1 Weight	3.60 oz (102.000 g)
Unit Type of Package 2	S02
Number of Units in Package 2	50
Package 2 Height	5.91 in (15.000 cm)
Package 2 Width	11.81 in (30.000 cm)
Package 2 Length	15.75 in (40.000 cm)
Package 2 Weight	11.89 lb(US) (5.395 kg)

Offer Sustainability

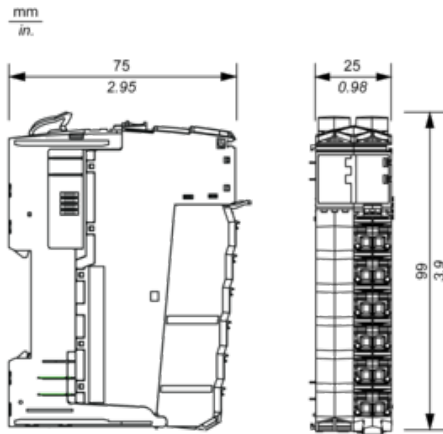
Sustainable offer status	Green Premium product
California proposition 65	WARNING: This product can expose you to chemicals including: Lead and lead compounds, which is known to the State of California to cause cancer and birth defects or other reproductive harm. For more information go to www.P65Warnings.ca.gov
REACH Regulation	REACH Declaration
EU RoHS Directive	Pro-active compliance (Product out of EU RoHS legal scope)
Toxic heavy metal free	Yes
Mercury free	Yes
China RoHS Regulation	China RoHS Declaration
RoHS exemption information	Yes
Environmental Disclosure	Product Environmental Profile
Circularity Profile	End Of Life Information
WEEE	The product must be disposed on European Union markets following specific waste collection and never end up in rubbish bins.
PVC free	Yes

Contractual warranty

Warranty	18 months
----------	-----------

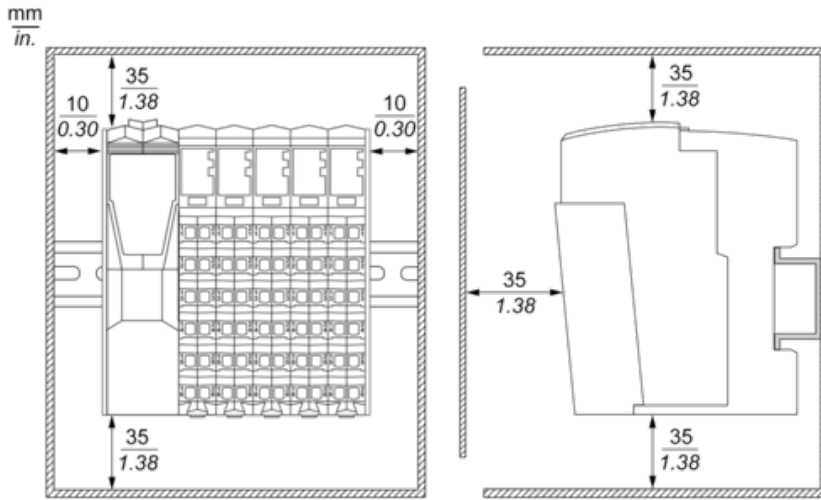
TM5 Slice

Dimensions

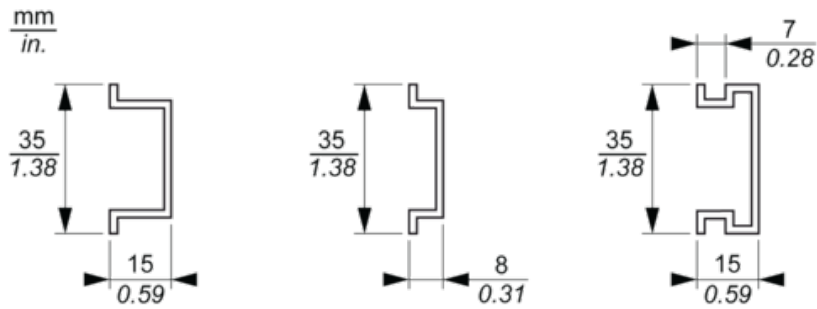


TM5 Safety System

Spacing Requirements








Mounting on a DIN Rail



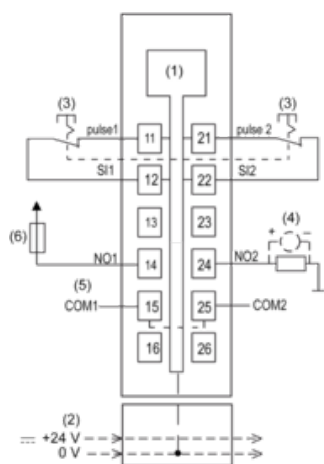
TM5 System Wiring Recommendations

Wire Sizes to Use with the Removable Spring Terminal Blocks

$\frac{\text{mm}}{\text{in.}}$ 				
mm ²	0,08...2,5	0,25...2,5	0,25...1,5	2 x 0,25...2 x 0,75
AWG	28...14	24...14	24...16	2 x 24...2 x 18

Electronic Module 2DI/2DO Tr 2 Wires

Wiring Diagram



- (1) Internal electronics
- (2) 24 Vdc I/O power segment integrated into the bus bases
- (3) 2-wire sensor
- (4) relay outputs: NO1, COM1 and NO2, COM2; switching voltage range, 5 ... 24 Vdc, 5 ... 48 Vac switching current range, 5 mA ... 6 A
- (5) external bridge, COM1 - COM2
- (6) external fuse, type gL/gG, 6 A