



Main

Range of Product	Modicon M340 automation platform
Product or Component Type	Processor module
Concept	CANopen Transparent Ready
Number of racks	4
Number of slots	11
Discrete I/O processor capacity	1024 I/O multi-rack configuration 704 I/O single-rack configuration
Analogue I/O processor capacity	256 I/O multi-rack configuration 66 I/O single-rack configuration
Number of application specific channel	36

Complementary

Control channels	Programmable loops
Motion control	Independent axis CANopen
Integrated connection type	USB port 12 Mbit/s CANopen master bus SUB-D 9 2 twisted shielded pairs 20 kbit/s...1 Mbit/s Ethernet TCP/IP RJ45 1 twisted pair 10/100 Mbit/s
Communication module processor capacity	2 Ethernet communication module 4 AS-Interface module
Embedded communication service	Network management (NMT) CANopen Process Data Object (PDO) CANopen Service Data Object (SDO) CANopen Special functions (SYNC, EMCY, TIME) CANopen Bandwidth management, Ethernet TCP/IP Data Editor, Ethernet TCP/IP Modbus TCP messaging, Ethernet TCP/IP Rack Viewer, Ethernet TCP/IP SNMP network administrator, Ethernet TCP/IP
Port Ethernet	10BASE-T/100BASE-TX
Transmission rate	1 Mbit/s 0.00...65.62 ft (0...20 m) 0.00...1.97 ft (0...0.6 m) 125 kbit/s 0.00...1640.42 ft (0...500 m) 0.00...32.81 ft (0...10 m) 20 kbit/s 0.00...8202.10 ft (0...2500 m) 0.00...984.25 ft (0...300 m) 250 kbit/s 0.00...820.21 ft (0...250 m) 0.00...32.81 ft (0...10 m) 50 kbit/s 0.00...3280.84 ft (0...1000 m) 0.00...393.70 ft (0...120 m) 500 kbit/s 0.00...328.08 ft (0...100 m) 0.00...32.81 ft (0...10 m) 800 kbit/s 0.00...131.23 ft (0...40 m) 0.00...19.69 ft (0...6 m)
Bus type	CANopen M20 DS 301 V4.02 devices linked by daisy-chaining or tap junctions CSMA/CA CANopen M20 DS 303-2 devices linked by daisy-chaining or tap junctions CSMA/CA CANopen M20 DS 405 devices linked by daisy-chaining or tap junctions CSMA/CA
Number of slave	63 CANopen
Number of devices per segment	0...16 672.57 ft (205 m) CANopen 0...32 606.96 ft (185 m) CANopen 0...64 524.93 ft (160 m) CANopen
Memory description	Supplied memory card (BMXRMS008MP) backup of programs, constants, symbols and data Internal RAM 4096 kB Internal RAM 256 kB data Internal RAM 3584 kB program constants and symbols Supplied memory card (BMXRMS008MP) activation of standard web server, class B10
Maximum size of object areas	256 kB unlocated internal data 32634 %Mi located internal bits

The information provided in this documentation contains general descriptions and/or technical characteristics of the products contained herein. This documentation is not intended as a substitute for and is not to be used for determining suitability or reliability of these products for specific user applications. It is the duty of any such user or integrator to perform the appropriate and complete risk analysis, evaluation and testing of the products with respect to the relevant specific application or use thereof. Neither Schneider Electric Industries SAS nor any of its affiliates or subsidiaries shall be responsible or liable for misuse of the information contained herein.

Default size of object areas	1024 %MWi internal words located internal data 256 %KWw constant words located internal data 512 %Mi located internal bits
Application structure	1 cyclic/periodic master task 1 periodic fast task No auxiliary task 64 event tasks
Execution time per instruction	0.12 µs Boolean 0.17 µs double-length words 0.25 µs single-length words 1.16 µs floating points
Number of instructions per ms	6.4 Kinst/ms 65 % Boolean + 35 % fixed arithmetic 8.1 Kinst/ms 100 % Boolean
System overhead	0.13 Ms fast task 0.7 ms master task
Current consumption	135 mA 24 V DC
Supply	Internal power supply via rack
Marking	CE
Status LED	1 LED (Green) activity on Ethernet network (ETH ACT) 1 LED (Green) integrated machine/installation bus operational (CAN RUN) 1 LED (Green) processor running (RUN) 1 LED (Green) status of Ethernet network (ETH STS) 1 LED (Red) data rate (ETH 100) 1 LED (Red) I/O module fault (I/O) 1 LED (Red) integrated machine/installation bus fault (CAN ERR) 1 LED (Red) memory card fault (CARD ERR) 1 LED (Red) processor or system fault (ERR) 1 LED (Yellow) activity on Modbus (SER COM)
Net Weight	0.47 lb(US) (0.215 kg)

Environment

Ambient Air Temperature for Operation	32...140 °F (0...60 °C)
Relative Humidity	10...95 % without condensation
IP Degree of Protection	IP20
Protective treatment	TC
Directives	2014/35/EU - low voltage directive 2014/30/EU - electromagnetic compatibility
Product certifications	CE[RETURN]UL[RETURN]CSA[RETURN]RCM[RETURN]EAC[RETURN]Merchant Navy
Standards	EN 61131-2 EN/IEC 61010-2-201 UL 61010-2-201 CSA C22.2 No 61010-2-201 IACS E10 EN/IEC 61000-6-5, interface type 1 and type 2 EN/IEC 61850-3, location G
Environmental characteristic	Hazardous location class I division 2

Ordering and shipping details



Category	18160-MODICON M340
Discount Schedule	PC34
GTIN	3595864024455
Returnability	Yes
Country of origin	FR

Packing Units

Unit Type of Package 1	PCE
Number of Units in Package 1	1
Package 1 Height	2.17 in (5.500 cm)
Package 1 Width	4.33 in (11.000 cm)
Package 1 Length	4.61 in (11.700 cm)
Package 1 Weight	8.85 oz (251.000 g)
Unit Type of Package 2	S02

Number of Units in Package 2	15
Package 2 Height	5.91 in (15.000 cm)
Package 2 Width	11.81 in (30.000 cm)
Package 2 Length	15.75 in (40.000 cm)
Package 2 Weight	9.06 lb(US) (4.109 kg)

Offer Sustainability

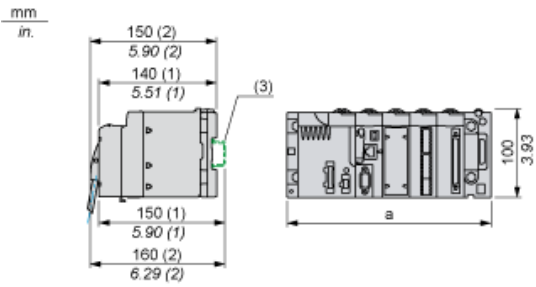
California proposition 65	WARNING: This product can expose you to chemicals including: Lead and lead compounds, which is known to the State of California to cause cancer and birth defects or other reproductive harm. For more information go to www.P65Warnings.ca.gov
REACH Regulation	 REACH Declaration
EU RoHS Directive	Pro-active compliance (Product out of EU RoHS legal scope)
Mercury free	Yes
China RoHS Regulation	 China RoHS Declaration
RoHS exemption information	 Yes
WEEE	The product must be disposed on European Union markets following specific waste collection and never end up in rubbish bins.

Contractual warranty

Warranty	18 months
----------	-----------

Modules Mounted on Racks

Dimensions



- (1) With removable terminal block (cage, screw or spring).
- (2) With FCN connector.
- (3) On AM1 ED rail: 35 mm wide, 15 mm deep. Only possible with BMXXBP0400/0400H/0600/0600H/0800/0800H rack.

Rack references	a in mm	a in in.
BMXXBP0400 and BMXXBP0400H	242.4	09.54
BMXXBP0600 and BMXXBP0600H	307.6	12.11
BMXXBP0800 and BMXXBP0800H	372.8	14.68
BMXXBP1200 and BMXXBP1200H	503.2	19.81