

BMH0701P37F1A

servo motor BMH - 1.2 Nm - 8000 rpm - keyed shaft - with brake - IP65/IP67



Main

Product or component type	Servo motor
Device short name	BMH
Maximum mechanical speed	8000 rpm
Continuous stall torque	10.62 Lbf.In (1.2 N.m) LXM32.U60N4 1.5 A, 400 V, three phase 10.62 Lbf.In (1.2 N.m) LXM32.U60N4 1.5 A, 480 V, three phase 12.39 Lbf.In (1.4 N.m) LXM32.D12N4 3 A, 400 V, three phase 12.39 lbf.in (1.4 N.m) LXM32.D12N4 3 A, 480 V, three phase
Peak stall torque	37.17 Lbf.In (4.2 N.m) LXM32.U60N4 1.5 A, 400 V, three phase 37.17 Lbf.In (4.2 N.m) LXM32.U60N4 1.5 A, 480 V, three phase 37.17 Lbf.In (4.2 N.m) LXM32.D12N4 3 A, 400 V, three phase 37.17 lbf.in (4.2 N.m) LXM32.D12N4 3 A, 480 V, three phase
Nominal output power	350 W LXM32.U60N4 1.5 A, 400 V, three phase 350 W LXM32.U60N4 1.5 A, 480 V, three phase 700 W LXM32.D12N4 3 A, 400 V, three phase 700 W LXM32.D12N4 3 A, 480 V, three phase
Nominal torque	9.74 Lbf.In (1.1 N.m) LXM32.U60N4 1.5 A, 400 V, three phase 9.74 Lbf.In (1.1 N.m) LXM32.U60N4 1.5 A, 480 V, three phase 11.51 Lbf.In (1.3 N.m) LXM32.D12N4 3 A, 400 V, three phase 11.51 lbf.in (1.3 N.m) LXM32.D12N4 3 A, 480 V, three phase
Nominal speed	3000 rpm LXM32.U60N4 1.5 A, 400 V, three phase 3000 rpm LXM32.U60N4 1.5 A, 480 V, three phase 5000 rpm LXM32.D12N4 3 A, 400 V, three phase 5000 rpm LXM32.D12N4 3 A, 480 V, three phase
Product compatibility	LXM32.U60N4 400...480 V three phase LXM32.D12N4 400...480 V three phase
Shaft end	Keyed
IP degree of protection	IP65 standard IP67 with IP67 kit
Speed feedback resolution	32768 points/turn x 4096 turns
Holding brake	With
Mounting support	International standard flange
Electrical connection	Straight connectors

Complementary

Range compatibility	Lexium 32
[Us] rated supply voltage	480 V
Phase	Three phase
Continuous stall current	1.78 A
Continuous power	1.05 W
Maximum current Irms	6 A LXM32.U60N4 6 A LXM32.D12N4

The information provided in this documentation contains general descriptions and/or technical characteristics of the performance of the products contained herein. This documentation is not intended as a substitute for and is not to be used for determining suitability or reliability of these products for specific user applications. It is the duty of any such user or integrator to perform the appropriate and complete risk analysis, evaluation and testing of the products with respect to the relevant specific application or use thereof. Neither Schneider Electric Industries SAS nor any of its affiliates or subsidiaries shall be responsible or liable for misuse of the information contained herein.

Maximum permanent current	5.97 A
Second shaft	Without second shaft end
Shaft diameter	0.43 in (11 mm)
Shaft length	0.91 in (23 mm)
Key width	0.71 in (18 mm)
Feedback type	Multiturn SinCos Hiperface
Holding torque	26.55 lbf.in (3 N.m) holding brake
Motor flange size	2.76 in (70 mm)
Number of motor stacks	1
Torque constant	0.79 N.m/A 248 °F (120 °C)
Back emf constant	50.72 V/krpm 248 °F (120 °C)
Number of motor poles	10
Rotor inertia	0.7 kg.cm ²
Stator resistance	8.3 Ohm 68 °F (20 °C)
Stator inductance	23.4 mH 68 °F (20 °C)
Stator electrical time constant	2.8 ms 68 °F (20 °C)
Maximum radial force Fr	660 N 1000 rpm 520 N 2000 rpm 460 N 3000 rpm 410 N 4000 rpm 380 N 5000 rpm 360 N 6000 rpm
Maximum axial force Fa	0.2 x Fr
Brake pull-in power	7 W
Type of cooling	Natural convection
Length	6.34 in (161 mm)
Centring collar diameter	2.36 in (60 mm)
Centring collar depth	0.10 in (2.5 mm)
Number of mounting holes	4
Mounting holes diameter	0.22 in (5.5 mm)
Circle diameter of the mounting holes	3.23 in (82 mm)
Net weight	5.73 lb(US) (2.6 kg)

Ordering and shipping details

Category	18282 - LEXIUM 32 MOTORS
Discount Schedule	PC53
GTIN	03606485193434
Nbr. of units in pkg.	1
Package weight(Lbs)	6.16 lb(US) (2.79 kg)
Returnability	No
Country of origin	DE

Packing Units

Unit Type of Package 1	PCE
Package 1 Height	4.33 in (11 cm)
Package 1 width	7.87 in (20 cm)
Package 1 Length	15.75 in (40 cm)

Offer Sustainability

Sustainable offer status	Green Premium product
California proposition 65	WARNING: This product can expose you to chemicals including: Lead and lead compounds, which is known to the State of California to cause cancer and birth defects or other reproductive harm. For more information go to www.P65Warnings.ca.gov
REACH Regulation	REACH Declaration
EU RoHS Directive	Pro-active compliance (Product out of EU RoHS legal scope) EU RoHS Declaration
Mercury free	Yes
RoHS exemption information	Yes
China RoHS Regulation	China RoHS Declaration
Environmental Disclosure	Product Environmental Profile
WEEE	The product must be disposed on European Union markets following specific waste collection and never end up in rubbish bins.
PVC free	Yes

Contractual warranty

Warranty	18 months
----------	-----------

Servo Motors Dimensions

Example with Straight Connectors



- a: Power supply for servo motor brake
- b: Power supply for servo motor encoder
- (1) Shaft end, keyed slot (optional)

Dimensions in mm

Straight connectors		Rotatable angled connectors		c (without brake)	c (with brake)	c1	c2	c3	h	h1	Ø	Ø1 for screws
b1	b2	b1	b2									
39.5	25.5	39.5	39.5	122	161	23	18	2.5	4 h9	12.5 ⁺⁰ _{-0.13}	11 k6	M4 x 14

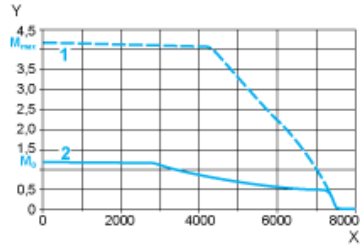
Dimensions in in.

Straight connectors		Rotatable angled connectors		c (without brake)	c (with brake)	c1	c2	c3	h	h1	Ø	Ø1 for screws
b1	b2	b1	b2									
1.55	1	1.55	1.55	4.80	6.33	0.90	0.70	0.09	0.16 h9	0.49 ⁺⁰ _{-0.0051}	0.43 k6	M4 x 0.55

400 V 3-Phase Supply Voltage

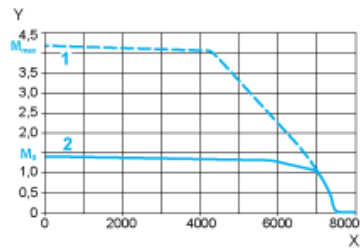
Torque/Speed Curves

Servo motor with LXM32•U60N4 servo drive



- X Speed in rpm
- Y Torque in Nm
- 1 Peak torque
- 2 Continuous torque

Servo motor with LXM32•D12N4 servo drive

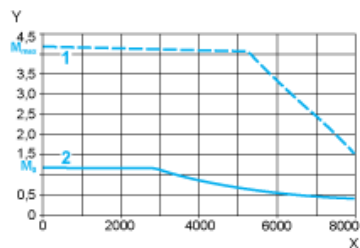


- X Speed in rpm
- Y Torque in Nm
- 1 Peak torque
- 2 Continuous torque

480 V 3-Phase Supply Voltage

Torque/Speed Curves

Servo motor with LXM32•U60N4 servo drive



- X Speed in rpm
- Y Torque in Nm
- 1 Peak torque
- 2 Continuous torque

Servo motor with LXM32•D12N4 servo drive



- X Speed in rpm
- Y Torque in Nm
- 1 Peak torque
- 2 Continuous torque