

# Introduction – Pliers

## Klein Quality

Klein pliers are made of the finest U.S. steel alloy. They are forged, precision machined, hardened, and carefully tempered for maximum strength. Klein pliers provide exceptional performance and durability.

All pliers mating surfaces and dimensions are precision machined for faultless performance. Pliers halves are precision machined and hot riveted for uniformly smooth opening and closing action. Cutting knives are manufactured for long-lasting edges and perfect alignment.

The cutting knives on all Klein pliers are designed to meet according to the way each is used. Side-cutting and long-nose pliers with side cutters have

knives that meet at the hinge first and then meet at least one-half of the knife length. Diagonal-cutting pliers meet at the tip first and then meet at least one-half of the knife length.

These precise knife-closing designs increase knife life and facilitate sharpening.

Klein pliers are individually adjusted to meet performance standards far exceeding application requirements – ensuring that nothing less than outstanding quality ever carries the Klein name.

## Using Pliers

A professional knows all the rules about using pliers, but a review of the following points may help you recall any you may have forgotten.

- 1. Never use pliers to do another tool's job.** Pliers should not be used as a hammer or pry tool or a wrench. Using pliers instead of the proper tools risks damaging the work, damaging yourself, and losing time.
- 2. Never push pliers beyond their capacity.** Bending stiff wire with light pliers or the tip of needle-nose pliers can spring them or break them. Use a stronger, blunt-nose pliers. When you need greater leverage, use pliers with greater leverage. Don't extend the length of the pliers handles. Bolts should be cut with a bolt cutter, and large cable with a cable cutter.
- 3. Never expose pliers to excessive heat.** Direct flame on metal can ruin the tool. Cutting pliers are especially vulnerable to high, direct heat.
- 4. Never cut hardened wire with ordinary pliers.** Pliers should not be used for cutting hardened wire unless they are specifically recommended for this use.
- 5. Never rock pliers from side to side when cutting wire...and never bend the wire back and forth against the cutting knives.** Either practice can dull or nick the cutting edges. Cut wire at a right angle only. If it won't cut readily, the knives may need sharpening, or you may need pliers with greater leverage.

**6. Never cut any wire or metal unless your eyes are protected. Goggles or other protective devices are an absolute must. Don't take shortcuts. Operate safely...the professional way.**

**7. Never cut any wire or metal unless your fellow workers' eyes are also protected.** The wire that doesn't get you may get someone else. Think about the "other guy" as well as yourself.

**8. Never depend on plastic-dipped handles to insulate you from electricity.** Plastic-dipped and Journeyman™ handles are intended for comfort and a firmer grip only. They are not intended for protection against electric shock. Never use any pliers or cutting tools on live electrical circuits. Only use insulated tools that are marked with the official international 1000-volt rating symbol if there is any chance that the tool will make contact with an energized source.

## Pliers Catalog Number Prefixes/Suffixes

"D" (Prefix) – Indicates the pliers have plastic-dipped handles. Plastic-dipped handles are for comfort, NOT for protection against electrical shock.

"HD" (Prefix) – Indicates the pliers have heavy-duty plastic-dipped handles. Heavy-duty plastic-dipped handles provide an extra level of user comfort and are NOT for protection against electrical shock.

"J" (Prefix) – Indicates the pliers have Journeyman™ handles. State-of-the-art dual material molding that allows for a softer, more comfortable grip on the outer surface and a harder, more durable grip on the inner surface and handle ends.

"C" (Suffix) – Indicates the pliers have a coil spring in the handles for self-opening action.

## Pliers Cutting Edges

Knife-edge descriptions refer to the angle of the outside cutting edges of the knives when fully closed.

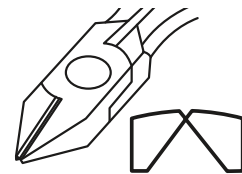
### Standard Cutting Edges

Cuts hard wire. Found on all Klein side cutters, long nose, and on most diagonal-cutting pliers.



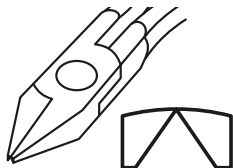
### Semi-Flush Cutting Edges

Closely cuts medium wire. Found on select Klein diagonal cutting pliers.



### Full-Flush Cutting Edges

Close, flat cutting of soft wire only. Found on select diagonal-cutting pliers.



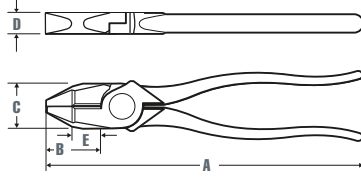
# Introduction – Pliers

## Pliers Dimensions

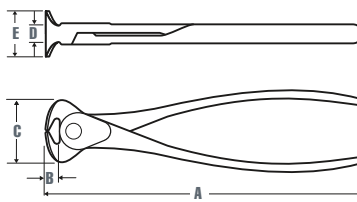
All Klein pliers are listed with necessary dimensions in both inches and millimeters. The following drawings of six basic types of pliers are keyed by letter to the dimensions given for each pliers listed. All dimensions are subject to commercial tolerances.

<b>A</b> – Overall Length	<b>D</b> – Jaw Thickness
<b>B</b> – Jaw Length	<b>E</b> – Knife Length
<b>C</b> – Jaw Width	<b>F</b> – Point Thickness

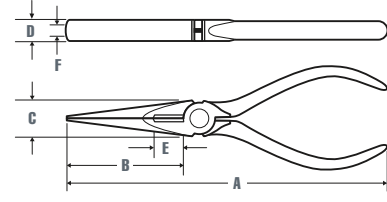
### 1. Side-Cutting Pliers



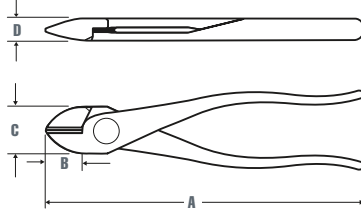
### 3. End Cutting Pliers



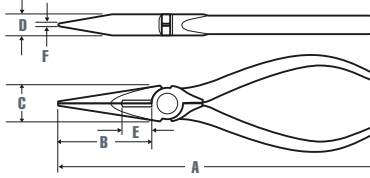
### 5. Flat-Nose and Duck-Bill Pliers



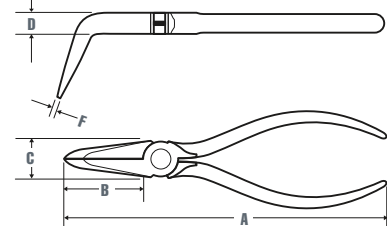
### 2. Diagonal-Cutting Pliers



### 4. Long-Nose Pliers



### 6. Curved-Nose Pliers



Pliers dimensions shown are accurate within accepted commercial tolerances, which allow slight variations that normally result from forging and grinding operations.

## Side-Cutting Pliers

### Features:

**Custom, US-made tool steel.**

**“Handform” handles** for full gripping and cutting power.

**Precision-hardened plier head** for on-the-job toughness.

**2000 SERIES®** pliers available. Cuts ACSR, screws, nails, and most hardened wire.

†Journeyman™ pliers available. State-of-the-art, dual-material handles provide a better grip without sacrificing tool strength or durability.

**Plastic-dipped handles†** for comfort and ease of identification.

**Unique handle tempering** helps absorb the “snap” when cutting wire.

**Hot-riveted joint** ensures smooth action and no handle wobble.

**Induction hardened cutting knives** for long life.

**Sure-gripping cross-hatched knurled jaws.**



Pliers



All dimensions are in inches and (millimeters).



[www.kleintools.com](http://www.kleintools.com)

See page 296 for additional information on warnings.

# Side-Cutting Pliers

## High-Leverage Side-Cutting Pliers – Fish Tape Pulling

### Additional Features:

- Quickly and easily pulls 1/8" or 1/4" flat steel fish tape without damaging the tape.
- High-leverage design. Rivet is closer to the cutting edge for 46% greater cutting and gripping power than other pliers designs.
- Streamlined design with sure-gripping, cross-hatched knurled jaws.



D213-9NETP

Cat. No.	Nose Type	Overall Length	Jaw Length	Jaw Width	Jaw Thickness	Knife Length	Handle Finish	Handle Color	Weight (lbs.)
D213-9NETP	New England	9-3/8" (238 mm)	1-19/32" (41 mm)	1-1/4" (32 mm)	5/8" (16 mm)	25/32" (20 mm)	plastic-dipped	dark blue	1.06
<b>Journeyman™ Series – Dual-material handles</b>									
J213-9NETP	New England	9-1/2" (241 mm)	1-19/32" (41 mm)	1-1/4" (32 mm)	5/8" (16 mm)	25/32" (20 mm)	Journeyman	dark blue/black	1.11
<b>2000 Series* – Heavy-duty cutting knives</b>									
D2000-9NETP	New England	9-3/8" (238 mm)	1-19/32" (41 mm)	1-1/4" (32 mm)	5/8" (16 mm)	25/32" (20 mm)	plastic-dipped	royal blue	1.09
<b>Journeyman™ 2000 Series* – Dual-material handles</b>									
J2000-9NETP	New England	9-1/2" (241 mm)	1-19/32" (41 mm)	1-1/4" (32 mm)	5/8" (16 mm)	25/32" (20 mm)	Journeyman	light blue/black	1.14

\*Cuts ACSR, screws, nails, and most hardened wire. Features combination polished and black-oxide finish.

## High-Leverage Side-Cutting Pliers – Lineman's Bolt-Thread Holding

### Additional Features:

- Hinge opening holds and cleans 5/8" pole line and hardware bolts or threaded rods.
- High-leverage design. Rivet is closer to the cutting edge for 46% greater cutting and gripping power than other pliers designs.
- Streamlined design with sure-gripping, cross-hatched knurled jaw.



D213-9NETH

Cat. No.	Nose Type	Overall Length	Jaw Length	Jaw Width	Jaw Thickness	Knife Length	Handle Finish	Handle Color	Weight (lbs.)
D213-9NETH	New England	9-3/8" (238 mm)	1-19/32" (41 mm)	1-1/4" (32 mm)	5/8" (16 mm)	25/32" (20 mm)	plastic-dipped	dark blue	1.12
HD213-9NETH	New England	9-1/2" (241 mm)	1-19/32" (41 mm)	1-1/4" (32 mm)	5/8" (16 mm)	25/32" (20 mm)	heavy-duty, oversized, plastic-dipped	light red	1.18
<b>2000 Series* – Heavy-duty cutting knives</b>									
D2000-9NETH	New England	9-3/8" (238 mm)	1-19/32" (41 mm)	1-1/4" (32 mm)	5/8" (16 mm)	25/32" (20 mm)	plastic-dipped	royal blue	1.18

\*Cuts ACSR, screws, nails, and most hardened wire. Features combination polished and black-oxide finish.

## High-Leverage Side-Cutting Pliers – Connector Crimping

### Additional Features:

- Crimping die behind hinge for superior leverage crimping of non-insulated connectors, lugs and terminals.
- Cat. No. J213-9NECRN cleanly strips 10 and 12 solid AWG wire and 12 and 14 stranded wire.
- High-leverage design. Rivet is closer to the cutting edge for 46% greater cutting and gripping power than other pliers designs.
- Streamlined design and sure-gripping, cross-hatched knurled jaws.



D213-9NECR

J213-9NECRN

Cat. No.	Nose Type	Overall Length	Jaw Length	Jaw Width	Jaw Thickness	Knife Length	Handle Finish	Handle Color	Weight (lbs.)
D213-9NECR	New England	9-3/8" (238 mm)	1-19/32" (41 mm)	1-1/4" (32 mm)	5/8" (16 mm)	25/32" (20 mm)	plastic-dipped	yellow	1.08
<b>Journeyman™ Series – Dual-material handles</b>									
J213-9NECR	New England	9-1/2" (241 mm)	1-19/32" (41 mm)	1-1/4" (32 mm)	5/8" (16 mm)	25/32" (20 mm)	Journeyman	yellow/black	1.13
J213-9NECRN	New England	9-1/2" (241 mm)	1-19/32" (41 mm)	1-1/4" (32 mm)	5/8" (16 mm)	25/32" (20 mm)	Journeyman	yellow/black	1.13 <b>NEW!</b>
<b>2000 Series* – Heavy-duty cutting knives</b>									
D2000-9NECR	New England	9-3/8" (238 mm)	1-19/32" (41 mm)	1-1/4" (32 mm)	5/8" (16 mm)	25/32" (20 mm)	plastic-dipped	royal blue	1.08
<b>Journeyman™ 2000 Series* – Dual-material handles</b>									
J2000-9NECR	New England	9-1/2" (241 mm)	1-19/32" (41 mm)	1-1/4" (32 mm)	5/8" (16 mm)	25/32" (20 mm)	Journeyman	light blue/black	1.12

\*Cuts ACSR, screws, nails, and most hardened wire. Features combination polished and black-oxide finish. Refer to the insulated section for insulated pliers.

All dimensions are in inches and (millimeters).



[www.kleintools.com](http://www.kleintools.com)

See page 296 for additional information on warnings.

