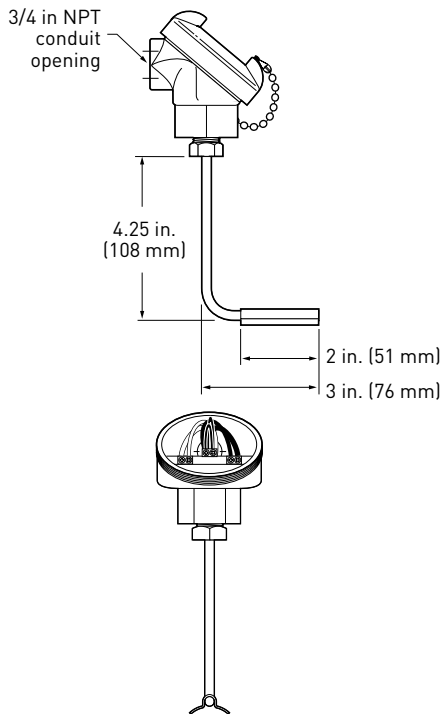
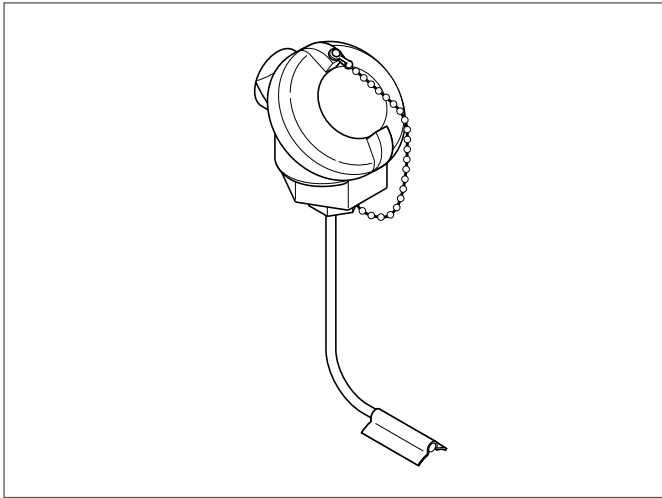


Raychem RTD4AL

RTD TEMPERATURE SENSOR FOR TEMPERATURE MEASUREMENT UP TO 900°F (482°C)

INSTALLATION INSTRUCTIONS



DESCRIPTION

The RTD4AL is a three-wire platinum RTD (resistance temperature detector) typically used with monitoring and control systems that require accurate temperature control. The RTD4AL kit can be used with a wide variety of Raychem monitoring and control systems.

These instructions detail the installation of the RTD4AL in conjunction with existing Raychem component kits.

TOOLS REQUIRED

- 3.5 mm flat-blade screwdriver

ADDITIONAL MATERIALS REQUIRED

- Pipe strap
- Conduit with 16–22 AWG shielded instrument cable or equivalent armored cable

APPROVALS

The RTD4AL is CSA Certified for use in North America by the manufacturer for use in Division 2 hazardous locations as follows:



Class I, Division 2, Groups A, B, C, D
Class II, Division 2, Groups F, G

KIT CONTENTS

| Qty | Description |
|-----|------------------------|
| 1 | RTD Temperature Sensor |

SPECIFICATIONS

| | |
|----------------|--|
| Sensor housing | Aluminum; NEMA 4X |
| Sensor sheath | 316 stainless steel |
| Range | -100°F to 900°F (-73°C to 482°C) max |
| Accuracy | ±1°F (0.5°C) at 32°F (0°C) |
| Resistance | 100 ohms at 0°C $\alpha = 0.00385$ ohms/ohm/°C |
| Connection | 3/4 in. NPT conduit hub |

WARNING:

This component is an electrical device. It must be installed correctly to ensure proper operation and to prevent shock or fire. Read these important warnings and carefully follow all the

installation instructions. Component approvals and performance are based on the use of specified parts only. Do not use substitute parts or vinyl electrical tape to make connections.

WIRING INFORMATION

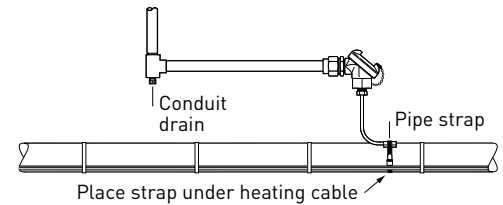
The length of RTD extension wires is determined by the wire gauge used.

To reduce the likelihood that electrical noise will affect temperature measurement, keep RTD extension wires as short as possible.

Use shielded instrument cable such as Raychem MONI-RTD-WIRE (22AWG, PVC insulation, -30°F to 140°F, -20°C to 60°C) or Belden 83553 (22 AWG, FEP insulation, -95°F to 395°F, -70°C to 200°C).

| AWG | Maximum RTD extension wire length | |
|-----|-----------------------------------|----------|
| | Feet | (meters) |
| 16 | 4500 | (1400) |
| 18 | 2800 | (880) |
| 20 | 1800 | (550) |
| 22 | 1100 | (340) |

RTD DIRECT CONNECTION



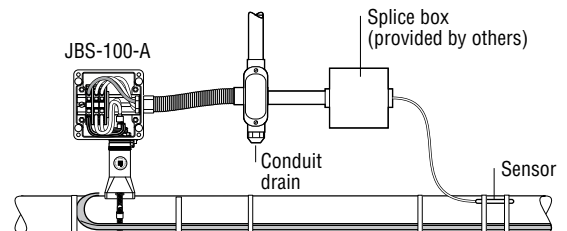
INSTALLATION WITH HEATING CABLE ELECTRICAL WIRING GUIDELINES:

Electrical Wiring Notes:

Most electrical codes (such as NEC Article 725) permit Class 1 circuits to occupy the same cable, enclosure, or raceway without regard to whether the individual circuits are alternating current or direct current, providing all conductors are insulated for the maximum voltage of any conductors in the cable, enclosure or raceway.

Additional Materials Required

- JBS-100-A or other power connection kit
- Pipe straps



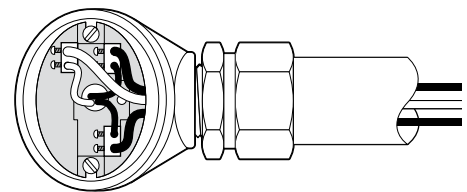
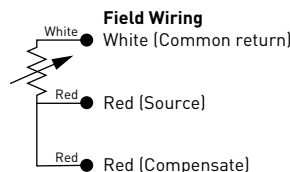
RTD4AL WIRING

Connect the wires as shown.

1 Note: Ground RTD extension wire shield at one end only, preferably at Raychem electronics end.

2 Note: RTD housing must be properly grounded using the screw provided.

Electrical schematic of RTD



WWW.PENTAIRTHERMAL.COM

NORTH AMERICA

Tel: +1.800.545.6258
 Fax: +1.800.527.5703
 Tel: +1.650.216.1526
 Fax: +1.650.474.7711
 thermal.info@pentair.com

EUROPE, MIDDLE EAST, AFRICA

Tel: +32.16.213.511
 Fax: +32.16.213.603
 thermal.info@pentair.com

ASIA PACIFIC

Tel: +86.21.2412.1688
 Fax: +86.21.5426.2937
 cn.thermal.info@pentair.com

LATIN AMERICA

Tel: +1.713.868.4800
 Fax: +1.713.868.2333
 thermal.info@pentair.com

Pentair is owned by Pentair or its global affiliates. All other trademarks are the property of their respective owners. Pentair reserves the right to change specifications without prior notice.

© 2001-2015 Pentair.

PN 858160-000