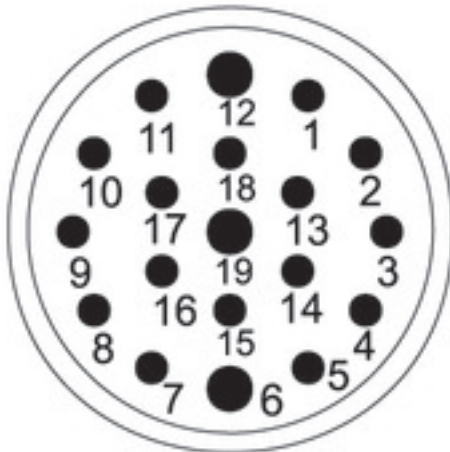


**SAI-M23-SE-19**

**Weidmüller Interface GmbH & Co. KG**  
 Klingenbergstraße 26  
 D-32758 Detmold  
 Germany

www.weidmueller.com

**Pinning**



The M23 round plug-in connectors offer a high number of mating cycles, high current-carrying capacity and high contact-density coupled with minimum dimensions. Enclosures, inserts and crimp contacts need to be ordered separately.

**General ordering data**

Version	Sensor/Actuator plug-in connector, Insert
Order No.	<a href="#">1170120000</a>
Type	SAI-M23-SE-19
GTIN (EAN)	4032248962068
Qty.	1 pièce(s)

## SAI-M23-SE-19

Weidmüller Interface GmbH &amp; Co. KG

Klingenbergstraße 26

D-32758 Detmold

Germany

www.weidmueller.com

## Caractéristiques techniques

## Dimensions and weights

Net weight 3 g

## Technical data customisable plug-in connectors

Coding	none	Coding possibilities for M23 signal inserts	H-coded, N-coded, S-coded, X-coded, Y-coded
Housing main material	Thermoplastic polyamide PA 6, PBT	Number of poles	19
Plugging cycles	> 1000	Pollution severity	3
Rated current	1 mm contact = 8 A, 1.5 mm contact = 10 A	Rated voltage	100 V
Type of connection	Crimp connection		

## Classifications

ETIM 6.0	EC000438	ETIM 7.0	EC003557
ETIM 8.0	EC003557	ETIM 9.0	EC003557
ECLASS 9.1	27-44-02-05	ECLASS 10.0	27-44-02-23
ECLASS 11.0	27-44-02-23	ECLASS 12.0	27-44-02-23
ECLASS 13.0	27-44-02-23	ECLASS 14.0	27-44-02-23

## Environmental Product Compliance

RoHS Compliance Status	Compliant without exemption
REACH SVHC	No SVHC above 0.1 wt%

## Approvals

Approvals



ROHS	Conform
UL File Number Search	UL Website
Certificate No. (UR)	E344862

## Downloads

Engineering Data	<a href="#">CAD data – STEP</a>
Catalogues	<a href="#">Catalogues in PDF-format</a>
Brochures	<a href="#">FL FIELDWIRING EN</a> <a href="#">FL FIELDWIRING EN</a>

**Fiche de données**

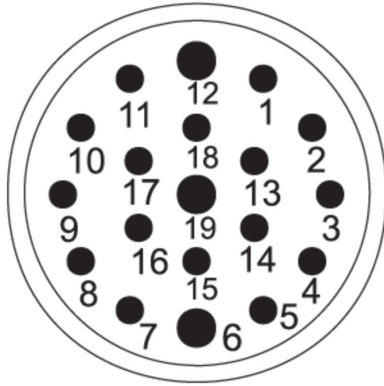
**SAI-M23-SE-19**

**Weidmüller Interface GmbH & Co. KG**  
 Klingenbergstraße 26  
 D-32758 Detmold  
 Germany

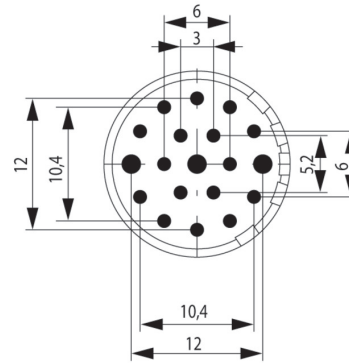
www.weidmueller.com

**Dessins**

**Pinning**



**Dimensioned drawing**



**Technical data**

Number of positions	6	7	9	12	16	17	19		
Number of contacts	6	7	8	1	12	16	17	16	3
Contact	mm	2	2	1	2	1	1	1	1.5

