

**TRS 24-230VUC 1CO****Weidmüller Interface GmbH & Co. KG**

Klingenbergstraße 26

D-32758 Detmold

Germany

www.weidmueller.com

**Product image**

- 1 CO contact
- Contact material: AgNi
- Unique multi-voltage input from 24 to 230 V UC
- Input voltages from 5 V DC to 230 V UC with coloured marking: AC: red, DC: blue, UC: white

**General ordering data**

Version	TERMSERIES, Relay module, Number of contacts: 1, CO contact AgNi, Rated control voltage: 24... 230 V UC $\pm 10\%$ , Continuous current: 6 A, Screw connection, Test button available: No
Order No.	<a href="#">1122850000</a>
Type	TRS 24-230VUC 1CO
GTIN (EAN)	4032248905232
Qty.	10 pièce(s)

## TRS 24-230VUC 1CO

**Weidmüller Interface GmbH & Co. KG**

Klingenbergstraße 26

D-32758 Detmold

Germany

www.weidmueller.com

## Caractéristiques techniques

### Dimensions and weights

Depth	87,8 mm	Depth (inches)	3,457 inch
Height	89,6 mm	Height (inches)	3,528 inch
Width	6,4 mm	Width (inches)	0,252 inch
Net weight	38 g		

### Temperatures

Storage temperature	-40 °C...85 °C	Operating temperature	-40 °C...60 °C
Humidity	5-95% relative humidity, T <sub>u</sub> = 40°C, without condensation		

### Rated data UL

Ambient temperature (operational), max.	40 °C	Connection cross-section AWG, min.	AWG 26
Connection cross-section AWG, max.	AWG 14	Type of conductor	rigid copper conductor, flexible copper conductor
Tightening torque, max.	0,4 Nm	Pollution severity level	2

### Control side

Rated control voltage	24...230 V UC ±10 %	Rated current AC	27.1 mA AC @ 24 V AC, 4.8 mA AC @ 230 V AC
Rated current DC	25.6 mA DC @ 24 V DC, 2.5 mA DC @ 230 V DC	Power rating	610 mW @ 24 V DC, 650 mVA @ 24 V AC, 575 mW @ 230 V DC, 1.1 VA @ 230 V AC
Status indicator	Green LED	Protective circuit	Rectifier
Coil voltage of the replacement relay deviating from the rated control voltage	Yes	Coil voltage of the replacement relay	24 V DC

### Load side

Rated switching voltage	250 V AC	Continuous current	6 A
Max. switching frequency at rated load	0,1 Hz	Max. switching voltage, AC	250 V
Max. switching voltage, DC	250 V	Inrush current	20 A / 20 ms
AC switching capacity (resistive), max.	1500 VA	DC switching capacity (resistive), max.	144 W @ 24 V
Switch-on delay	≤ 30 ms	Switch-off delay	<140 ms
Contact type	1 CO contact (AgNi)	Mechanical service life	5 x 10 <sup>6</sup> switching cycles
Min. switching power	1 mA @ 24 V, 10 mA @ 12 V, 100 mA @ 5 V		

### General data

Operating altitude	≤ 2000 m, above sea level		
Rail	TS 35		
Test button available	No		
Mechanical switch position indicator	No		
Colour	black		
UL94 flammability rating component	Component	Housing	
	UL94 flammability rating	V-0	
	Component	Retaining clip	
	UL94 flammability rating	V-0	

Date de création 26 novembre 2024 13:11:39 CET

Niveau du catalogue 26.11.2024 / Toutes modifications techniques réservées

2

## TRS 24-230VUC 1CO

**Weidmüller Interface GmbH & Co. KG**

Klingenbergstraße 26

D-32758 Detmold

Germany

www.weidmueller.com

## Caractéristiques techniques

### Insulation coordination

Rated voltage	300 V	Pollution severity	2
Surge voltage category	III	Clearance and creepage distances for control side - load side	≥ 6 mm
Dielectric strength for control side - load side	2.5 kV <sub>eff</sub>	Type of isolation at input and output	reinforced insulation
Dielectric strength of open contact	1 kV <sub>eff</sub> / 1 min	Dielectric strength to mounting rail	4 kV <sub>eff</sub> / 1 Min.
Impulse withstand voltage	6 kV (1.2/50 µs)	Protection degree	IP20

### Further details of approvals / standards

Certificate No. (DNV)	TAA00001E5	Certificate no. (cULus)	E141197
-----------------------	------------	-------------------------	---------

### Connection data

Wire connection method	Screw connection	Stripping length, rated connection	8 mm
Tightening torque, max.	0,4 Nm	Clamping range, rated connection	1,5 mm <sup>2</sup>
Clamping range, min.	0,14 mm <sup>2</sup>	Clamping range, max.	2,5 mm <sup>2</sup>
Wire connection cross section AWG, min.	AWG 26	Wire connection cross section AWG, max.	AWG 14
Wire cross-section, solid, min.	0,14 mm <sup>2</sup>	Wire cross-section, solid, max.	2,5 mm <sup>2</sup>
Wire cross-section, solid, min. (AWG)	AWG 26	Wire cross-section, solid, max. (AWG)	AWG 14
Wire connection cross section, finely stranded, min.	0,14 mm <sup>2</sup>	Wire connection cross section, finely stranded, max.	2,5 mm <sup>2</sup>
Wire cross-section, finely stranded, min. (AWG)	AWG 26	Wire cross-section, finely stranded, max. (AWG)	AWG 16
Wire connection cross-section, finely stranded with wire-end ferrules DIN 46228/4, min.	0,25 mm <sup>2</sup>	Wire connection cross-section, finely stranded with wire-end ferrules DIN 46228/4, max.	2,5 mm <sup>2</sup>
Conductor cross-section, flexible, AEH (DIN 46228-1), min.	0,25 mm <sup>2</sup>	Conductor cross-section, flexible, AEH (DIN 46228-1), max.	1,5 mm <sup>2</sup>
Wire connection cross section, finely stranded, two clampable wires, min.	0,5 mm <sup>2</sup>	Wire cross-section, finely stranded, two clampable wires, max.	1 mm <sup>2</sup>
Blade size	SD 0.6 x 3.5		

### Classifications

ETIM 6.0	EC001437	ETIM 7.0	EC001437
ETIM 8.0	EC001437	ETIM 9.0	EC001437
ECLASS 9.0	27-37-16-01	ECLASS 9.1	27-37-16-01
ECLASS 10.0	27-37-16-01	ECLASS 11.0	27-37-16-01
ECLASS 12.0	27-37-16-01	ECLASS 13.0	27-37-16-01
ECLASS 14.0	27-37-16-01		

### Environmental Product Compliance

RoHS Compliance Status	Compliant with exemption
RoHS Exemption (if applicable/known)	7a, 7cl
REACH SVHC	Lead 7439-92-1
SCIP	9e2cbc49-76d9-4611-b8ec-5b4f549a0aa9

**Fiche de données**

**TRS 24-230VUC 1CO**

**Weidmüller Interface GmbH & Co. KG**  
 Klingenbergstraße 26  
 D-32758 Detmold  
 Germany

www.weidmueller.com

**Caractéristiques techniques**

**Approvals**

Approvals



ROHS	Conform
UL File Number Search	UL Website
Certificate no. (cULus)	E141197

**Downloads**

Approval/Certificate/Document of Conformity	<a href="#">EU Konformitätserklärung / EU Declaration of Conformity</a>
Engineering Data	<a href="#">CAD data – STEP</a>
User Documentation	<a href="#">Beipackzettel / Package Insert – multilingual</a>
Catalogues	<a href="#">Catalogues in PDF-format</a>
Brochures	

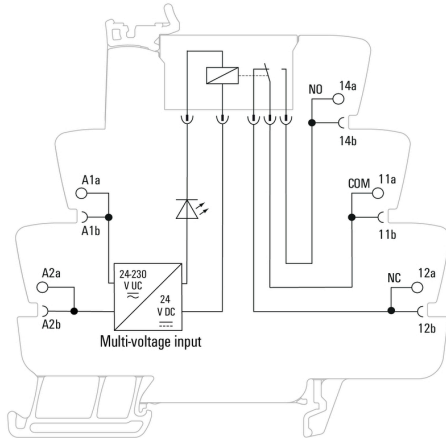
**TRS 24-230VUC 1CO**

**Weidmüller Interface GmbH & Co. KG**  
 Klingenbergstraße 26  
 D-32758 Detmold  
 Germany

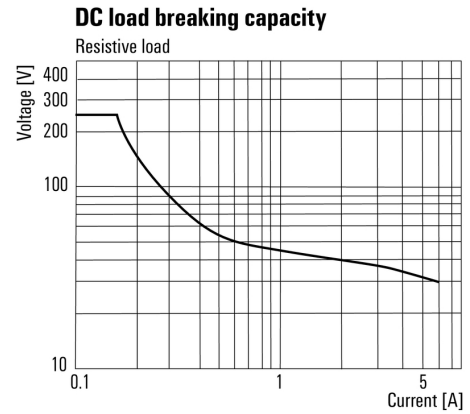
www.weidmueller.com

**Dessins**

**Wiring diagram**

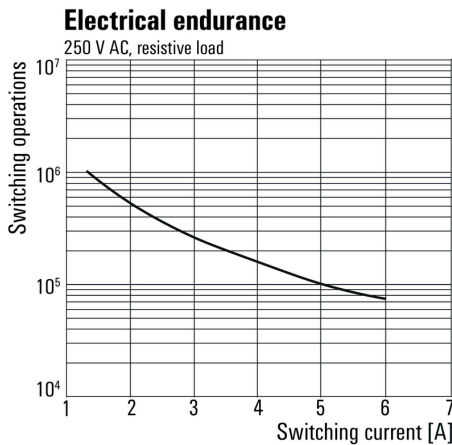


**Graph**



DC load limit curve

**Graph**



Electrical service life 230 V AC resistive load  
230 V AC resistive load

**Dimensional drawing**



