

## RCMKIT-I 24VDC 2CO LD

**Weidmüller Interface GmbH & Co. KG**  
 Klingenbergstraße 26  
 D-32758 Detmold  
 Germany

www.weidmueller.com

### Product image



Similar to illustration

- Mounted kit consisting relay, socket and retaining clip
- 100 % function tested
- 100 % check of the dielectric strenght between input - output
- 2 CO contacts
- Optional test button with mechanical status indicator
- Bright status LED (AC coil: red / DC coil: green)
- Identification of coils (AC red / DC blue)

### General ordering data

Version	RIDERSERIES RCM, Relay module, Number of contacts: 2, CO contact AgNi, Rated control voltage: 24 V DC, Continuous current: 12 A, Screw connection, Test button available: Yes
Order No.	<a href="#">8920940000</a>
Type	RCMKIT-I 24VDC 2CO LD
GTIN (EAN)	4032248692194
Qty.	10 pièce(s)
Relevant relay	<a href="#">8689860000</a>
Relevant base	<a href="#">8869400000</a>
Relevant rim module	<a href="#">8869600000</a>

Date de création 26 novembre 2024 13:29:11 CET

## RCMKIT-I 24VDC 2CO LD

Weidmüller Interface GmbH &amp; Co. KG

Klingenbergstraße 26

D-32758 Detmold

Germany

www.weidmueller.com

## Caractéristiques techniques

## Dimensions and weights

Depth	78,3 mm	Depth (inches)	3,083 inch
Height	77 mm	Height (inches)	3,031 inch
Width	27,2 mm	Width (inches)	1,071 inch
Net weight	89,35 g		

## Temperatures

Storage temperature	-40 °C...70 °C	Operating temperature	-40 °C...70 °C
Humidity	40 °C / 93 % rel. humidity, no condensation		

## Control side

Rated control voltage	24 V DC	Rated current DC	32.8 mA
Power rating	804 mW	Coil resistance	777 $\Omega \pm 10 \%$
Status indicator	Green LED	Protective circuit	Free-wheeling diode

## Load side

Rated switching voltage	240 V AC	Continuous current	12 A
Max. switching frequency at rated load	0,1 Hz	Max. switching voltage, AC	250 V
Inrush current	24 A / 20 ms	AC switching capacity (resistive), max.	3000 VA
DC switching capacity (resistive), max.	288 W @ 24 V	Switch-on delay	$\leq 15$ ms
Switch-off delay	$\leq 10$ ms	Contact type	2 CO contact (AgNi)
Mechanical service life	AC coil $20 \times 10^6$ switching cycles, DC coil $30 \times 10^6$ switching cycles	Min. switching power	1 mA @ 24 V, 10 mA @ 12 V, 100 mA @ 5 V

## General data

Rail	TS 35	Test button available	Yes
Version of test button	Lockable test button, Mo- mentary test button	Mechanical switch position indicator	Yes
Colour	black		

## Insulation coordination

Rated voltage	250 V	Pollution severity	2
Surge voltage category	III	Insulating material group	IIIa
Clearance and creepage distances for control side - load side	$\geq 4$ mm	Dielectric strength for control side - load side	2.5 kV <sub>eff</sub> / 1 Min.
Dielectric strength of neighbouring contacts	2.5 kV <sub>eff</sub> / 1 Min.	Dielectric strength of open contact	1.2 kV <sub>eff</sub> / 1 min.
Impulse withstand voltage	5 kV (1.2/50 $\mu$ s)	Protection degree	IP20

## Further details of approvals / standards

Certificate no. (CSA) relay	249409-2426937	Certificate no. (CSA) base	249409-2295474
Certificate No. (DNV)	TAA000011A	Certificate no. (cURus) relay	E522350
Certificate no. (cURus) base	E223759		

## RCMKIT-I 24VDC 2CO LD

**Weidmüller Interface GmbH & Co. KG**

Klingenbergstraße 26

D-32758 Detmold

Germany

www.weidmueller.com

## Caractéristiques techniques

### Connection data

Wire connection method	Screw connection	Stripping length, rated connection	8 mm
Tightening torque, min.	0,5 Nm	Tightening torque, max.	0,7 Nm
Clamping range, rated connection	2,5 mm <sup>2</sup>	Clamping range, min.	1 mm <sup>2</sup>
Clamping range, max.	2,5 mm <sup>2</sup>	Wire cross-section, solid, min.	1 mm <sup>2</sup>
Wire cross-section, solid, max.	2,5 mm <sup>2</sup>	Wire connection cross section, finely stranded, min.	1 mm <sup>2</sup>
Wire connection cross section, finely stranded, max.	2,5 mm <sup>2</sup>	Wire connection cross-section, finely stranded with wire-end ferrules DIN 46228/4, min.	1 mm <sup>2</sup>
Wire connection cross-section, finely stranded with wire-end ferrules DIN 46228/4, max.	2,5 mm <sup>2</sup>	Conductor cross-section, flexible, AEH (DIN 46228-1), min.	1 mm <sup>2</sup>
Conductor cross-section, flexible, AEH (DIN 46228-1), max.	2,5 mm <sup>2</sup>	Wire connection cross section, finely stranded, two clampable wires, min.	1 mm <sup>2</sup>
Wire cross-section, finely stranded, two clampable wires, max.	1,5 mm <sup>2</sup>	Blade size	size PZ1

### Classifications

ETIM 6.0	EC001437	ETIM 7.0	EC001437
ETIM 8.0	EC001437	ETIM 9.0	EC001437
ECLASS 9.0	27-37-16-01	ECLASS 9.1	27-37-16-01
ECLASS 10.0	27-37-16-01	ECLASS 11.0	27-37-16-01
ECLASS 12.0	27-37-16-01	ECLASS 13.0	27-37-16-01
ECLASS 14.0	27-37-16-01		

### Environmental Product Compliance

RoHS Compliance Status	Compliant without exemption
REACH SVHC	No SVHC above 0.1 wt%

### Important note

Product information	IP20 without connected conductor at complete opened clamping yoke connection.
---------------------	---

### Approvals

Approvals



ROHS	Conform
------	---------

### Downloads

Approval/Certificate/Document of Conformity	<a href="#">EU Konformitätserklärung / EU Declaration of Conformity</a>
Engineering Data	<a href="#">CAD data – STEP</a>
Catalogues	<a href="#">Catalogues in PDF-format</a>
Brochures	

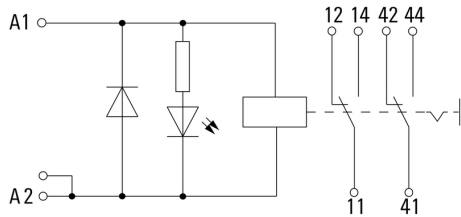
**RCMKIT-I 24VDC 2CO LD**

**Weidmüller Interface GmbH & Co. KG**  
 Klingenbergstraße 26  
 D-32758 Detmold  
 Germany

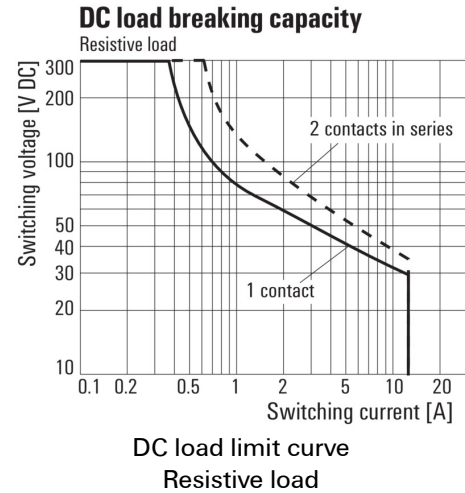
www.weidmueller.com

**Dessins**

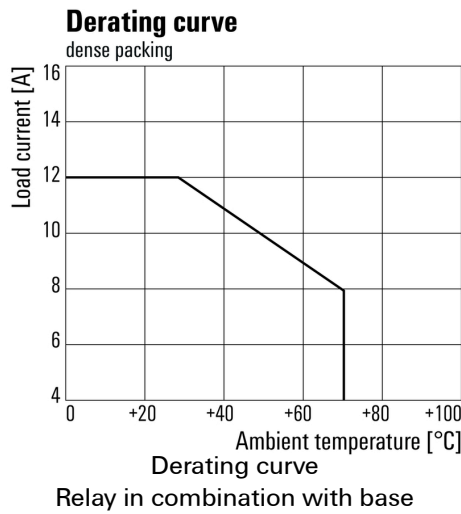
**Wiring diagram**



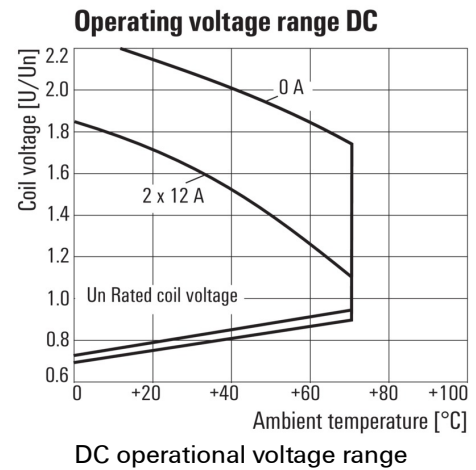
**Graph**



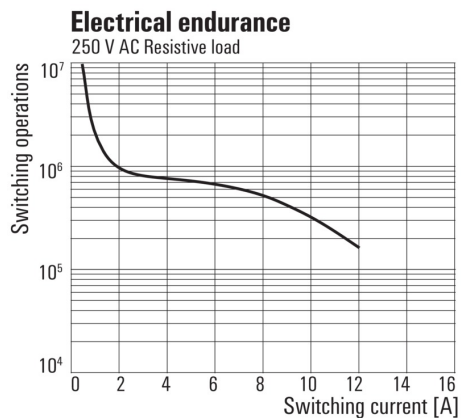
**Graph**



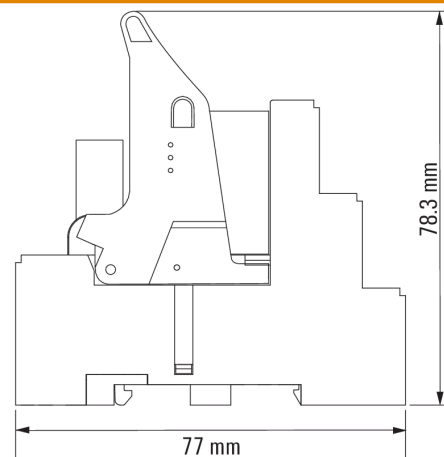
**Graph**



**Graph**



**Dimensional drawing**



**Fiche de données**

**RCMKIT-I 24VDC 2CO LD**

**Weidmüller Interface GmbH & Co. KG**  
 Klingenbergstraße 26  
 D-32758 Detmold  
 Germany

www.weidmueller.com

**Dessins**

