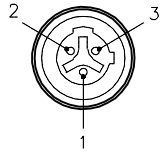


FEMALE END VIEW

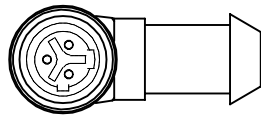
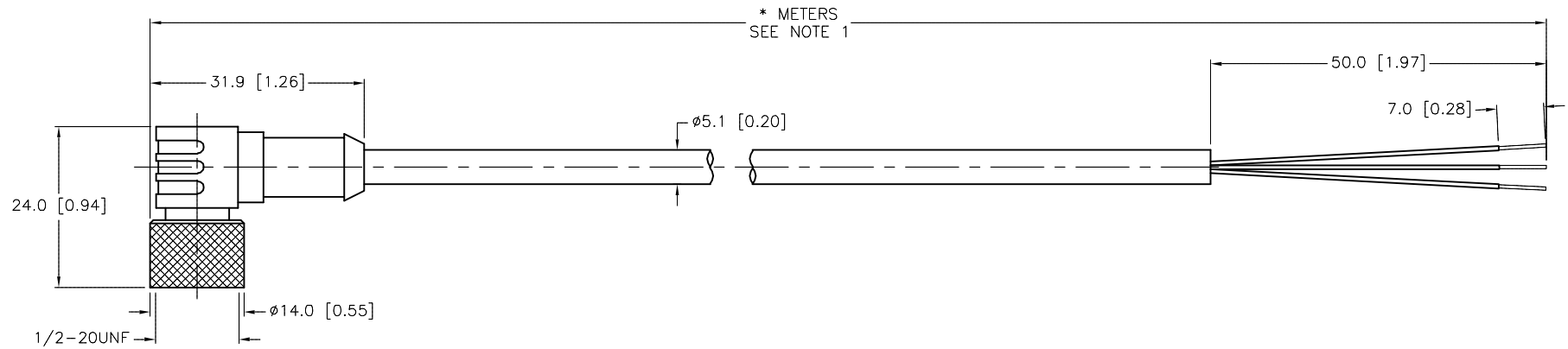


- 1 = GREEN/YELLOW
- 2 = RED/BLACK
- 3 = RED/WHITE



SPECIFICATIONS

CONTACT CARRIER MATERIAL	NYLON OR TPU
MOLDED HEAD MATERIAL/COLOR	TPU/YELLOW
CONTACT MATERIAL/PLATING	BRASS/GOLD
COUPLING NUT MATERIAL/PLATING	BRASS/NICKEL
RATED CURRENT [A]	4.0 A
RATED VOLTAGE [V]	250 V
OUTER JACKET MATERIAL/COLOR	PVC/YELLOW
CONDUCTOR INSULATION MATERIAL	PVC
NUMBER OF CONDUCTORS [AWG]	3x22 AWG
TEMPERATURE RANGE	-40°C to +105°C (-40°F to +221°F)
PROTECTION CLASS	NEMA 1,3,4,6P AND IEC IP67, IP68, IP69K



CABLE LENGTH	TOLERANCE*
ALL LENGTHS	+ 4% (OR 50mm) OF LENGTH - 0% (OR 0mm) OF LENGTH WHICHEVER IS GREATER
STRIP LENGTH	TOLERANCE*
0-7mm	±0.5mm
8-29mm	±1.0mm
30-49mm	±2.0mm
50-69mm	±3.0mm
70-100mm	±4.0mm
OVER 100mm	±5.0mm

* UNLESS OTHERWISE SPECIFIED

SOURCE DRAWING - FOR REFERENCE ONLY

NOTES:

1. "*" INDICATES CABLE LENGTH IN METERS. CONTACT TURCK TO ORDER SPECIFIC LENGTHS.

RELATED DOCUMENTS 1. 2. 3. 4.	3RD ANGLE PROJECTION 	THIS DRAWING IS CONFIDENTIAL AND THE PROPERTY OF TURCK INC. USE OF THIS DOCUMENT WITHOUT WRITTEN PERMISSION IS PROHIBITED.		3000 CAMPUS DRIVE MINNEAPOLIS, MN 55441 1-800-544-7769 (763) 553-7300 (763) 553-0708 fax www.turck.us	
	MATERIAL	DRFT	JB	DATE	12/18/00
	SEE SPECIFICATIONS	APVD		SCALE	1=1.0
	FINISH	UNIT OF MEASUREMENT MILLIMETER [INCH]		DESCRIPTION WKB 3T-*	
SEE SPECIFICATIONS	CONTACT TURCK FOR MORE INFORMATION		IDENTIFICATION NO.		REV E
E	UPDATED GRN CONDUCTOR TO GRN/YEL PER ECO	TV	09/08/17	60438	
REV	DESCRIPTION	BY	DATE	ECO NO.	
DO NOT SCALE THIS DRAWING			FILE: 777000166		SHEET 1 OF 1

3-Wire Cordsets, Standard Duty

- NEMA 1, 3, 4, 6P
- IEC IP67 Protection
- 250 V, 4 A



Connector Style	Female Part Number	Male Part Number	Features	Pinout	
<p>KB ..**</p>	KB 3T-* WKB 3T-*	SB 3T-* WSB 3T-*	AWM PVC Yellow, 3x22 AWG, 105°C, 5.1 mm OD, Cable #RF50531-*M†		
	KB 3T-*/S90 WKB 3T-*/S90	SB 3T-*/S90 WSB 3T-*/S90	AWM TPU Yellow, 3x18 AWG, 90°C, 5.7 mm OD, Cable #RF50547-*M†, Cut/Abrasion Immune	1. GN 2. RD/BK 3. RD/WH	<p>Female</p>
<p>WKB ..**</p>	KB 3T-*/S105 WKB 3T-*/S105	SB 3T-*/S105 WSB 3T-*/S105	AWM PVC Yellow, 3x22 AWG, 105°C, 5.7 mm OD, Cable #RF50535-*M†, Braided Shield		
<p>SB ..**</p>	KB 3T-*/S749 WKB 3T-*/S749	SB 3T-*/S749 WSB 3T-*/S749	AWM PVC Yellow, 2x22 AWG, 105°C, 5.1 mm OD, Cable #RF50650-*M†, 3-pin with 2 conductors	1. N/C 2. BK 3. WH	<p>Male</p>
	KB 3T-*/S1507 WKB 3T-*/S1507	SB 3T-*/S1507 WSB 3T-*/S1507	AWM TPE Grey, 3x20 AWG 105°C, 5.7 mm OD, Cable #RF50940-*M†, Flexlife-20, High Flex - Over 20 million cycles	1. BK 2. BN 3. BU	
<p>WSB ..**</p>	KB 3T-*/XOR WKB 3T-*/XOR	SB 3T-*/XOR WSB 3T-*/XOR	AWM PVC Yellow, 3x18 AWG, 80°C, 250°C short term, 5.7 mm OD, Cable #RF04159-*M†, Weld Flash Immune, High Temp Immune	1. GN 2. RD 3. RD/WH	

* Length in meters. Standard cable lengths are 2, 4, 6, 8 and 10 meters. Consult factory for other lengths.

** Standard coupling nut material is nickel plated brass "KB .."; "KBK .." indicates nylon and "KBV .." indicates stainless steel.

† See Section N for **reelfast**® cable information.