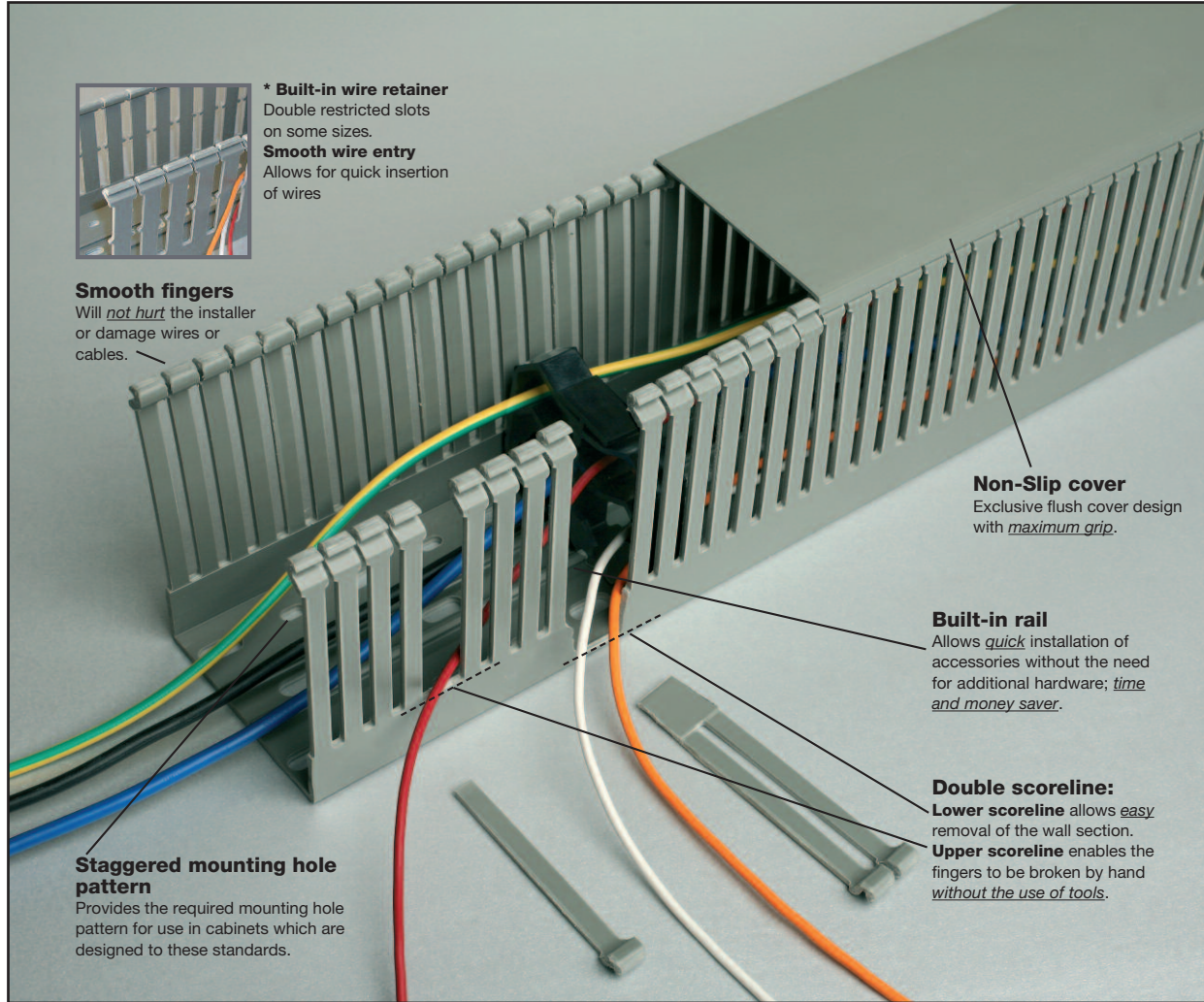


EURO-DUCT – NARROW SLOT

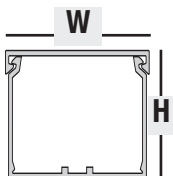
Designed for terminal block and Din component applications with higher number of entries into the duct.

Wire ducts with 4 mm. slots
 Material: Self-extinguishing rigid PVC Class 1 (UL94-VO)
 RoHS certified.



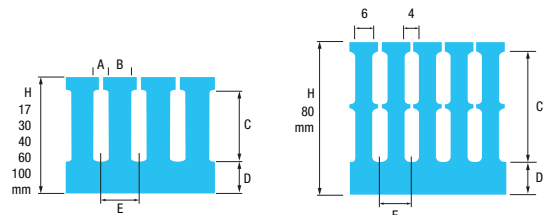
- All wiring ducts come complete with cover.

The RoHS Directive stands for “the restriction of the use of certain hazardous substances in electrical and electronic equipment”. This Directive will ban the use on the EU market of new electrical and electronic equipment containing more than agreed levels of lead, cadmium, mercury, hexavalent chromium, polybrominated biphenyl (PBB) and polybrominated diphenyl ether (PBDE) flame retardants starting July 1, 2006.



COLOUR:

- G = Grey
- W = White



Height	Slots sizes mm.				
	H	A	B	C	D
17	4	6	7	5	12
30	8	12	12	9	12
40	8	12	17	12	12
60	8	12	37	14	12
80	8	12	55	16	12
100	8	12	72	20	12

EURO-DUCT – NARROW SLOT

Wire ducts with 4 mm. slots
 Lead free. RoHS certified.




Part Number	Duct Size WxH		CP Type	Standard Carton Qty	Length		Accessories Selection	
	inches	mm			ft	mtr	Cross-Arms	Separators
S2530C	0.98x1.18	25x30	CZE16 4	40	6.56	2		
S2540C	0.98x1.57	25x40	CZE13 4	30	6.56	2		
S2560C	0.98x2.36	25x60	CZE7 4	20	6.56	2		
S2580C†	0.98x3.15	25x80	CZE14 4	16	6.56	2		
S25100C	0.98x3.94	25x100	CZE34 4	12	6.56	2		
S4040C	1.57x1.57	40x40	CZE8 4	20	6.56	2	PTR	
S4060C	1.57x2.36	40x60	CZE5 4 CG *	18	6.56	2	PTR	S2C
S4080C†	1.57x3.15	40x80	CZE15 4 CG *	12	6.56	2	PTR	S4C
S40100C	1.57x3.94	40x100	CZE35 4	8	6.56	2	PTR	
S6040C	2.36x1.57	60x40	CZE4 4 CG *	24	6.56	2	PTR	S1C**-S3C
S6060C	2.36x2.36	60x60	CZE9 4 CG *	12	6.56	2	PTR	S2C
S6080C†	2.36x3.15	60x80	CZE11 4 CG *	12	6.56	2	PTR	S4C
S60100C	2.36x3.94	60x100	CZE18 4	8	6.56	2	PTR	
S8040C	3.15x1.57	80x40	CZE26 4 CG *	12	6.56	2	PTR	S1C**-S3C
S8060C	3.15x2.36	80x60	CZE6 4 CG *	12	6.56	2	PTR	S2C
S8080C†	3.15x3.15	80x80	CZE12 4 CG *	12	6.56	2	PTR	S4C
S80100C	3.15x3.94	80x100	CZE36 4	8	6.56	2	PTR	S5C
S10060C	3.94x2.36	100x60	CZE17 4 CG *	10	6.56	2	PTR	S2C
S10080C†	3.94x3.15	100x80	CZE19 4 CG *	8	6.56	2	PTR	S4C
S100100C	3.94x3.94	100x100	CZE37 4	8	6.56	2	PTR	S5C
S12060C	4.72x2.36	120x60	CZE104	8	6.56	2	PTR	S2C

For colour white replace "C" with "WHC" in part number. Non-stock item minimum order quantity.

† Built-in Wire Retainer

S1**= double separator

PLEASE CALL FOR PRODUCT AVAILABILITY



Flush cover design with maximum grip.



Designed for use with several accessories: wire retainers, label holders etc.

Accessories


PTR



DMF *



SC



Complete selection of accessories and tools for installation: see pages D-8, 9

WT-1 – Duct Cutting Tool

D

WIRE FILL CAPACITY CHART

Duct Size WxH		G.S. in ²	G.S. mm ²	ELECTRICAL												COMMUNICATION				
				8 AWG		10 AWG		12 AWG		14 AWG			16 AWG		18 AWG		22 AWG	24 AWG		
				.216	.153	.122	.158	.105	.139	.165	.096	.125	.084	.113	.065	.217	.25	.422		
inches	mm	THHN	THHN	THHN	MTW	THHN	MTW	MTW	TFFN	MTW	TFFN	MTW	MTW	UTP/CM Cat5e	STP/CM Cat6e	UPT/CM				
0.59x0.67	15 x 17	0.263	170	3	5	10	6	14	8	6	16	10	21	12	36	3	2	1		
0.59x1.57	15 x 30	0.496	320	6	10	19	11	52	15	10	31	18	40	22	67	6	5	1		
0.59x1.57	15 x 40	0.697	450	9	13	27	16	72	21	15	43	26	57	30	95	8	6	2		
0.98x1.18	25 x 30	0.852	550	10	16	33	20	89	25	18	53	31	69	37	116	10	8	2		
0.98x1.57	25 x 40	1.178	760	14	23	45	27	122	35	25	73	43	96	51	160	14	11	3		
0.98x2.36	25 x 60	1.86	1200	23	36	72	43	193	55	39	116	68	151	81	252	23	17	5		
0.98x3.15	25 x 80	2.387	1540	29	46	92	55	248	71	50	148	88	194	104	324	29	22	6		
0.98x3.94	25 x 100	3.565	2310	44	69	137	82	371	106	75	222	131	289	155	483	43	33	9		
1.57x1.18	40 x 30	1.426	920	18	27	55	33	148	42	30	89	52	116	62	193	17	13	4		
1.57x1.57	40 x 40	2.03	1310	25	39	78	47	211	60	43	126	74	165	88	275	25	19	5		
1.57x2.36	40 x 60	3.038	1960	37	58	117	70	316	90	64	189	111	247	132	412	37	28	8		
1.57x3.15	40 x 80	4.154	2680	51	80	160	95	432	123	87	258	152	337	181	563	51	38	10		
1.57x3.94	40 x 100	5.192	3350	64	100	200	119	540	154	109	323	190	422	226	704	63	48	13		
2.36x1.18	60 x 30	2.17	1400	27	42	84	50	226	64	46	135	80	176	94	294	26	20	5		
2.36x1.57	60 x 40	3.038	1960	37	58	117	70	316	90	64	189	111	247	132	412	37	28	8		
2.36x2.36	60 x 60	4.774	3080	59	92	184	110	496	142	100	297	175	388	208	647	58	44	12		
2.36x3.15	60 x 80	6.509	4200	80	125	251	149	677	193	137	405	239	529	283	883	79	60	16		
2.36x3.94	60 x 100	8.245	5320	101	159	317	189	857	245	174	513	302	670	359	1118	100	76	21		
3.15x1.57	80 x 40	4.115	2655	51	79	158	94	428	122	87	256	151	334	179	558	50	38	10		
3.15x2.36	80 x 60	6.471	4175	79	124	249	149	673	192	136	402	237	525	281	878	79	59	16		
3.15x3.15	80 x 80	8.827	5695	108	170	340	203	917	262	186	549	324	717	384	1197	107	81	22		
3.15x3.94	80 x 100	11.043	7125	136	212	425	253	1148	327	232	687	405	897	480	1498	134	101	28		
3.94x1.57	100 x 40	5.231	3375	64	101	201	120	544	155	110	325	192	425	227	709	64	48	13		
3.94x2.36	100 x 60	8.207	5295	101	158	316	188	853	243	173	510	301	666	357	1113	100	75	21		
3.94x3.15	100 x 80	11.182	7215	137	215	431	257	1162	332	235	695	410	908	486	1517	136	103	28		
3.94x3.94	100 x 100	14.158	9135	174	272	545	325	1472	420	298	880	519	1150	616	1920	172	130	36		
3.94x5.91	100 x 150	21.226	3695	261	408	817	487	2206	629	447	1320	778	1724	923	2879	258	195	54		
4.72x3.15	120 x 80	13.499	8710	166	260	520	310	1403	400	284	839	495	1096	587	1831	164	124	34		
5.91x3.94	150 x 100	21.187	3670	260	407	816	486	2202	628	446	1317	777	1721	921	2873	258	194	54		

D

TECHNICAL INFO

Materials characteristics

	PVC Self-extinguishing	ABS Self-extinguishing
Specific gravity	1,48 g/cm ²	1,05 g/cm ²
Shore hardness	79 D	110 R
Vicat degree (5kg)	76°C	95°C
Izod resistance at 23° C (C. Int.)	7,4 Kj/m	70 J/m
Izod resistance at 0° C (C. Int.)	4,1 Kj/m	40 J/m
Izod resistance at -10° C (C. Int.)	4 Kj/m	5 J/m
Ultimate tensile stress	37,3 N/mm ²	40 MPa
Yeld point	46,2 N/mm ²	25%
Modulus of elasticity	2736 N/mm ²	2400 MPa
Flame resistance (According to UL94)	V0	V2
Linear thermal expansion coefficient	0,1 mm/m/°C	0,19

Classification grading according to the standard EN 50085-2/3

Reference to the specifications for slotted and solid wiring ducts

Classification min temperature of transport and storage		
1 ^a Code	Temp.°C	°F
2XX	-25	-13

Classification min temperature of installation and use		
1 ^a Code	Temp.°C	°F
X3X	-5	23

Classification max temp. of use		
1 ^a Code	Temp.°C	°F
XX1	+60	140

Derivating classification of our wire ducts

Type A	231
Type S	231
Type EDGE	231

RESISTANCE OF PVC TO CHEMICAL AGENTS

Resistance of PVC to chemical agents

Chemical Compound	Concentration	Temp. °C	Resistance of PVC	Chemical Compound	Concentration	Temp. °C	Resistance of PVC
LEAD ACETATE, solution	hot saturated	50	+	CALCIUM CHLORIDE, solution	dilute	40	+
VINEGAR (wine)	commercially available	40	+	IRON CHLORIDE, solution	up to 10%	40	+
ACETONE	trace	20	- -	HEXANE	-	20	+
ACETONE	100%	20	- -	ETHYL BENZOL	-	20	-
FATTY ACIDS	100%	60	+	FORMALDEHYDE	dilute	40	+
ARSENIC ACID, solution	dilute	40	+	FREON 12	100%	20	+
BENZOLIC ACID, solution	any concentration	20	+	OIL, heating	-	20	•
BORIC ACID, solution	dilute	40	+	GELATINE, solution	all concentrations and types	40	+
BUTYRIC ACID, solution	20%	20	+	GLYCERINE, solution	all concentrations and types	60	+
CITRIC ACID, solution	up to 10%	40	+	HYDROGEN	100%	60	+
HYDROCHLORIC ACID, solution	up to 30%	40	+	BARIUM HYDROXIDE, solution	all concentrations and types	60	+
CHROMIC ACID, solution	up to 50%	40	+	POTASSIUM HYDROXIDE, solution	up to 40%	40	+
FORMIC ACID	100%	20	+	SODIUM HYDROXIDE, solution	up to 40%	40	+
FORMIC ACID, solution	up to 50%	40	+	MILK	commercially available	20	+
NITRIC ACID, solution	up to 30%	50	+	LIQUID ANTIFREEZE, for motor vehicles	commercially available	20	+
BATTERY ACID	-	60	+	LYE	-	-	-
PRUSSIC ACID	-	60	+	MOLASSES	industrial concentrate	20	+
SILICIC ACID, solution	all concentrations and types	60	+	PETROL/BENZOL MIXTURE	80/20%	20	-
SULPHURIC ACID, solution	up to 40%	40	+	NAPHTHALENE	-	20	-
SUCCINIC ACID, solution	-	60	+	NEKTAL BX, solution	dilute	40	+
TANNIC ACID	10%	60	•	OILS AND GREASES	commercially available	60	+
TARTARIC ACID, solution	up to 10%	40	+	LUBRICATING OILS	100%	20	+
WATER	100%	40	+	CAMPHOR OIL	100%	20	+
AMMONIA WATER	hot saturated	40	+	DIESEL OIL	100%	20	+
BROMINE WATER	cold saturated	20	+	CORNFLOWER OIL	-	20	+
CHLORINE WATER	saturated	20	•	LINSEED OIL	100%	60	•
SEA WATER	-	60	•	MANDARIN OIL	-	20	+
WHITE SPIRIT	-	20	•	MINERAL OIL	100%	20	+
SALT WATER	-	40	+	SILICONE OIL	100%	20	+
CARBONATED WATER	normal	40	•	TURPENTINE OIL	100%	60	•
AQUA VITAE, all types	commercially available	20	+	TRANSFORMER OIL	100%	20	+
DENATURED ETHYL ALCOHOL (sol. 2%)	96%	20	+	LIQUID PARAFFIN	100%	20	-
METHYL ALCOHOL	100%	40	+	OZONE	100%	20	+
AMMONIA GAS	100%	60	+	PARAFFIN	-	60	+
LIQUID AMMONIA	100%	20	•	POTASSIUM PERMANGANATE	up to 6%	20	+
CARBON DIOXIDE dry	100%	60	+	LIQUID PROPANE	100%	20	+
PURE ANILINE	100%	20	- -	COOKING SALT, solution	dilute	40	+
PHOTOGRAPHIC DEVELOPMENT BATHS	commercially available	40	+	BARIUM SALTS, solution	all concentrations	60	+
PETROL	100%	60	+	FERTILIZER SALTS, solution	up to 10%	60	+
PETROL for tests	-	20	-	ZINC SALTS, solution	cold diluted	60	+
BENZOL	100%	20	- -	SODIUM CARBONATE, solution	dilute	40	+
ALCOHOLIC DRINKS	commercially available	20	+	ALUMINIUM SULPHATE, solution	dilute	40	+
BEER	commercially available	20	+	COPPER SULPHATE, solution	dilute	40	+
BORAX, solution	dilute	40	+	ZINC SULPHATE, solution	dilute	40	+
BROMINE, liquid	100%	20	- -	SOLUTION for photographic laboratories	commercially available	40	+
BUTADIENE	50%	60	+	FRUIT JUICES	usual concentration	60	+
BUTANE, gas	-	20	+	CARBON TETRACHLORIDE technical	100%	20	•
BUTANOL	up to 10%	20	+	TETRAETHYL LEAD	100%	20	+
BEESWAX	commercially available	20	+	TETRAHYDROFURAN	100%	20	-
CHLORINE active	usual concentration	40	+	TINCTURE OF IODINE	commercially available	20	-
CHLORINE GAS, dry	100%	20	+	TOLUENE	100%	20	-
CHLORINE GAS, wet	0,5%	20	+	UREA, solution	up to 10%	40	-
LIQUID CHLORINE	-	20	- -	URINE	normal	40	+
ALUMINIUM CHLORIDE, solution	dilute	40	+	WINES, red and white	commercially available	20	+
CALCIUM CHLORIDE, aqueous (sedim.)	-	60	•	SULPHUR	-	60	•

Key: + Resistant - Not resistant • Limited resistance

Flame resistance

Homologation
 Cod. MI422C30CD100001
 File 4190, sub. 326 - Material prototype: G30

PVC: Class M1 (NFP 92-501)
 Self-extinguishing (UL94 V0) for trunking
 GWT 850° for accessories