

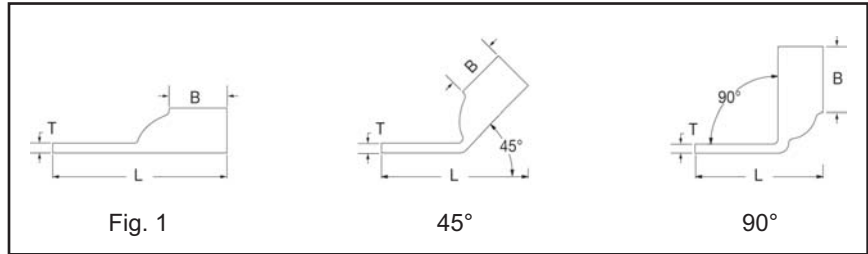
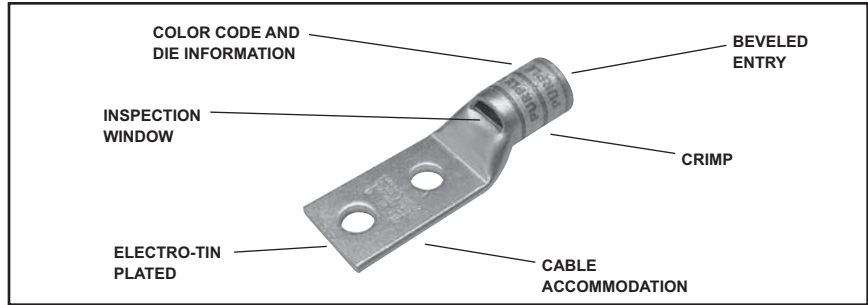
TWO HOLE HYLUG™ FLEX CONDUCTOR STANDARD BARREL

**TYPES YA-L-2TC,
YA-L-2TC-FX, YAV-L-2TC-FX**

COPPER COMPRESSION TERMINAL

UL Listed 90° C,
600 Volts to 35kV ♦

45° and 90° angles are available.
Please contact Customer Service to order:
1-800-346-4175

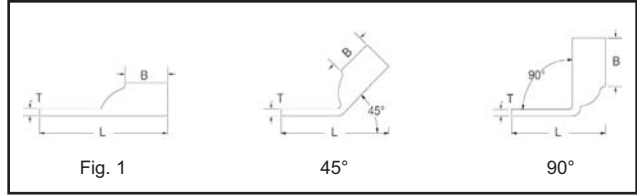


Catalog Number	Fig. #	Conductor		Stud Hole Size	Stud Hole Spacing	Tongue Width	Figure Dimensions			Dieless (# of Crimps)	▲ Installation Tooling			Color Code	Die Index	Wire Strip Length
		AWG	MM²				(B)	(T)	(L)		Mechanical	Hydraulic				
												MD6, OUR840, MD7-34R	BCT500HS, Y500CTHS			
YA8C-L2TC10	1	#8 Weld #8 AWG 37/24 #8 Sol #6 Sol	10	#10	5/8"	0.41"	0.44"	0.08"	1.83"	MRC840 (1) MY29-3 (1) MY29-11 (1) Y8MRB-1 (1) Y1MRTC (1) Y81KFT (1) Y81KFTMBH (1) PAT81KFT-18V (1)	W8CVT (1) W8CRT (1) X8CRT (1)	W8CVT (1) W8CRT (1) X8CRT (1)	U8CRT (1)	Red	49	7/16"
YA8C-L2TC14				1/4"	5/8"	0.44"	0.44"	0.08"	1.95"							
YA8C-L2TC14E2				1/4"	3/4"	0.44"	0.44"	0.08"	2.08"							
YA8C-L2TC14E1				1/4"	1"	0.44"	0.44"	0.08"	2.33"							
YA8C-L2TC38				3/8"	1"	0.58"	0.44"	0.06"	2.52"							
YAV6C-L2TC10E9-FX	1	61/24 #6 Weld #6 AWG	16	#10	1/2"	0.48"	0.50"	0.08"	1.81"	MRC840 (1) MY29-11 (1) Y1MRTC (1) Y81KFT (1) Y81KFTMBH (1) PAT81KFT-18V (1) Y644HSXT (1)	W5CVT (1) W5CRT (1) X5CRT (1)	W5CVT (1) W5CRT (1) X5CRT (1)	U5CRT (1)	Blue	7	1/2"
YAV6C-L2TC10-FX				#10	5/8"	0.45"	0.50"	0.08"	1.94"							
YAV6C-L2TC10E4-FX				#10	11/16"	0.45"	0.50"	0.08"	2.00"							
YAV6C-L2TC10E2-FX				#10	3/4"	0.48"	0.50"	0.08"	2.06"							
YAV6C-L2TC14-FX				1/4"	5/8"	0.48"	0.50"	0.08"	2.06"							
YAV6C-L2TC14E2-FX				1/4"	3/4"	0.48"	0.50"	0.08"	2.16"							
YAV6C-L2TC14E1-FX				1/4"	1"	0.48"	0.50"	0.08"	2.44"							
YAV6C-L2TC516-FX				5/16"	1"	0.52"	0.50"	0.07"	2.50"							
YAV6C-L2TC38-FX				3/8"	1"	0.58"	0.50"	0.06"	2.62"							
YAV6C-L2NNTC-FX				1/2"	1-3/4"	0.83"	0.50"	0.12"	3.81"							
YAV4C-L2TC14-FX	1	91/24 105/24 #4 Weld #4 AWG	—	1/4"	5/8"	0.55"	0.50"	0.09"	2.08"	MY29-11 (1) Y1MRTC (1) Y81KFT (1) Y81KFTMBH (1) PAT81KFT-18V (1) Y644HSXT (1)	W4CVT (1) W4CRT (1) X4CRT (1)	W4CVT (1) W4CRT (1) X4CRT (1)	U4CRT (1)	Gray	8	1/2"
YAV4C-L2TC14E2-FX				1/4"	3/4"	0.55"	0.50"	0.09"	2.20"							
YAV4C-L2TC14E1-FX				1/4"	1"	0.55"	0.50"	0.09"	2.45"							
YAV4C-L2TC516-FX				5/16"	1"	0.55"	0.50"	0.09"	2.52"							
YAV4C-L2TC38-FX				3/8"	1"	0.58"	0.50"	0.08"	2.68"							
YAV4C-L2NNTC-FX				1/2"	1-3/4"	0.83"	0.50"	0.12"	3.87"							
YAV2C-L2TC14-FX	1	125/24 150/24 #2 Weld #2 AWG	35	1/4"	5/8"	0.68"	0.63"	0.10"	2.26"	MY29-11 (1) Y1MRTC (2) Y81KFT (1) Y81KFTMBH (1) PAT81KFT-18V (1) Y644HSXT (1)	W2CVT (1) W2CRT (1) X2CRT (1)	W2CVT (1) W2CRT (1) X2CRT (1)	U2CRT (1)	Brown	10	11/16"
YAV2C-L2TC14E2-FX				1/4"	3/4"	0.68"	0.63"	0.10"	2.38"							
YAV2C-L2TC14E1-FX				1/4"	1"	0.68"	0.63"	0.10"	2.63"							
YAV2C-L2TC516-FX				5/16"	1"	0.68"	0.63"	0.10"	2.71"							
YAV2C-L2TC38-FX				3/8"	1"	0.68"	0.63"	0.10"	2.82"							
YAV2C-L2NNTC-FX	1/2"	1-3/4"	0.83"	0.63"	0.08"	4.07"										

* Use PUADP-1 adaptor with U dies in Y46 HYPRESS™ ▲ See tooling section of this catalog for complete tool and die listings. Use ONLY color-coded die recommendations for -FX connectors. For nest/indenter system contact factory
 ** The MM² conductor size referenced here is for both Class 2 and Class 5 conductor ♦ For applications greater than 2000 Volts consult cable manufacturer for voltage stress relief instructions
 *** The MM² conductor sizes listed are the recommendations for Class 5 conductor Note: All dimensions shown are for reference only.

Blue highlighted items are industry standard and most frequently ordered.

**TWO HOLE HYLUG™
FLEX CONDUCTOR
STANDARD BARREL**
(Continued)



UL Listed 90° C,
600 Volts to 35kV ◆

45° and 90° angles are available.
Please contact Customer Service to order:
1-800-346-4175



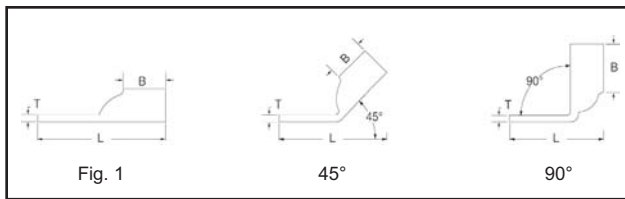

C-61

Catalog Number	Fig. #	Conductor		Stud Hole Size	Stud Hole Spacing	Tongue Width	Figure Dimensions			Dieless (# of Crimps)	▲ Installation Tooling							
		AWG	*** MM²				(B)	(T)	(L)		Mechanical		Hydraulic		Color Code	Die Index	Wire Strip Length	
											MD6, OUR840, MD7-34R	BCT500HS, Y500CTHS	Y35, Y39 Y750, Y46* PAT750					
YAV1C-L2TC14-FX	1	175/24 225/24 #1 Weld #1 AWG	—	1/4"	5/8"	0.75"	0.62"	0.12"	2.28"	MY29-11 (1) Y644HSXT (1) Y81KFT (1) Y81KFTMBH (1) PAT81KFT-18V (1)	W1CVT (1) W1CRT-1 (1) X1CRT-1 (1)	W1CVT (1) W1CRT-1 (1) X1CRT-1 (1)	U1CRT-1 (1)	Green	11	11/16"		
YAV1C-L2TC14E2-FX				1/4"	3/4"	0.75"	0.62"	0.12"	2.41"									
YAV1C-L2TC14E1-FX				1/4"	1"	0.75"	0.62"	0.12"	2.65"									
YAV1C-L2TC516-FX				5/16"	1"	0.75"	0.62"	0.12"	2.72"									
YAV1C-L2TC38-FX				3/8"	1"	0.75"	0.62"	0.12"	2.85"									
YAV1C-L2NTC-FX				1/2"	1-3/4"	0.83"	0.62"	0.11"	4.04"									
YAV25-L2TC14-FX	1	275/24 1/0 Weld 1/0 AWG	50	1/4"	5/8"	0.83"	0.69"	0.12"	2.39"		MY29-11 (1) Y644HSXT (1) Y81KFT (1) Y81KFTMBH (1) PAT81KFT-18V (1)	W25VT (2) W25RT (2) X25RT (2)	W25VT (2) W25RT (2) X25RT (2)	U25RT (1)	Pink	12	11/16"	
YAV25-L2TC14E2-FX				1/4"	3/4"	0.83"	0.69"	0.12"	2.51"									
YAV25-L2TC516E2-FX				5/16"	3/4"	0.83"	0.69"	0.12"	2.57"									
YAV25-L2TC516-FX				5/16"	1"	0.83"	0.69"	0.12"	2.82"									
YAV25-L2TC38-FX				3/8"	1"	0.83"	0.69"	0.12"	2.95"									
YAV25-L2TC12E1-FX				1/2"	1"	0.83"	0.69"	0.12"	3.20"									
YAV25-L2NTC-FX	1/2"	1-3/4"	0.83"	0.69"	0.12"	4.14"												
YAV26-L2TC14-FX	1	325/24 2/0 Weld 2/0 AWG	70 class 5	1/4"	5/8"	0.93"	0.81"	0.13"	2.56"			MY29-11 (1) Y644HSXT (1) Y81KFT (1) Y81KFTMBH (1) PAT81KFT-18V (1)	W26VT (2) W26RT (2) X26RT (2)	W26VT (2) W26RT (2) X26RT (2)	U26RT (1)	Black	13	13/16"
YAV26-L2TC14E2-FX				1/4"	3/4"	0.93"	0.81"	0.13"	2.68"									
YAV26-L2TC516-FX				5/16"	1"	0.93"	0.81"	0.13"	2.99"									
YAV26-L2TC38-FX			3/8"	1"	0.93"	0.81"	0.13"	3.12"										
YAV26-L2TC38E10-FX			3/8"	1-1/4"	2.08"	0.81"	0.13"	3.37"										
YAV26-L2TC12E1-FX			1/2"	1"	0.93"	0.81"	0.13"	3.37"										
YAV26-L2NTC-FX	1/2"	1-3/4"	0.93"	0.81"	0.13"	4.31"												
YAV27-L2TC14-FX	1	450/24 3/0 Weld 3/0 AWG	95	1/4"	5/8"	1.03"	1.00"	0.14"	2.79"	MY29-11 (1) Y644HSXT (1) Y81KFT (1) Y81KFTMBH (1) PAT81KFT-18V (1)			W27VT (2) W27RT (2) X27RT (3)	W27VT (2) W27RT (2) X27RT (3)	U27RT (1)	Orange	14	1"
YAV27-L2TC38-FX				3/8"	1"	1.03"	1.00"	0.14"	3.35"									
YAV27-L2NTC-FX				1/2"	1-3/4"	1.03"	1.00"	0.14"	4.54"									
YAV28-L2TC14E2-FX	1	550/24 4/0 Weld 4/0 AWG	120	1/4"	3/4"	1.14"	1.03"	0.15"	2.99"				MY29-11 (1) Y644HSXT (1) Y81KFT (1) Y81KFTMBH (1) PAT81KFT-18V (1)	W28VT (2) W28RT (2) X28RT (3)	W28VT (2) W28RT (2) X28RT (3)	U28RT (1)	Purple	15
YAV28-L2TC14-FX				1/4"	5/8"	1.14"	1.03"	0.15"	2.86"									
YAV28-L2TC516-FX				5/16"	1"	1.14"	1.03"	0.15"	3.30"									
YAV28-L2TC38-FX				3/8"	1"	1.14"	1.03"	0.15"	3.43"									
YAV28-L2TC12E1-FX				1/2"	1"	1.14"	1.03"	0.15"	3.68"									
YAV28-L2TC12-FX				1/2"	1-1/4"	1.14"	1.03"	0.15"	3.93"									
YAV28-L2NTC-FX	1/2"	1-3/4"	1.14"	1.03"	0.15"	4.62"												
YAV29-L2TC14-FX	1	550/24 4/0 Weld 4/0 AWG	—	1/4"	5/8"	1.18"	1.03"	0.16"	2.87"		MY29-11 (1) Y644HSXT (1) Y81KFT (1) Y81KFTMBH (1) PAT81KFT-18V (1)			W29VT (2) X29RT (4)	W29VT (2) W29RT (2) X29RT (4)	U29RT (1)	Yellow	16
YAV29-L2TC14E2-FX				1/4"	3/4"	1.18"	1.03"	0.16"	2.99"									
YAV29-L2TC516-FX				5/16"	1"	1.18"	1.03"	0.16"	3.31"									
YAV29-L2TC38-FX				3/8"	1"	1.18"	1.03"	0.16"	3.43"									
YAV29-L2TC12E1-FX				1/2"	1"	1.18"	1.03"	0.16"	3.68"									
YAV29-L2TC12-FX				1/2"	1-1/4"	1.18"	1.03"	0.16"	3.93"									
YAV29-L2NTC-FX	1/2"	1-3/4"	1.18"	1.03"	0.16"	4.62"												

* Use PUADP-1 adaptor with U dies in Y46 HYPRESS™ ▲ See tooling section of this catalog for complete tool and die listings. Use ONLY color-coded die recommendations for -FX connectors. For nest/indenter system contact factory ◆ For applications greater than 2000 Volts consult cable manufacturer for voltage stress relief instructions
 ** The MM² conductor size referenced here is for both Class 2 and Class 5 conductor
 *** The MM² conductor sizes listed are the recommendations for Class 5 conductor
Note: All dimensions shown are for reference only.

Blue highlighted items are industry standard and most frequently ordered.

TWO HOLE HYLUG™ FLEX CONDUCTOR STANDARD BARREL (Continued)



45° and 90° angles are available.
Please contact Customer Service to order:
1-800-346-4175



C-62

UL Listed 90° C,
600 Volts to 35kV ◆

Catalog Number	Fig. #	Conductor		Stud Hole Size	Stud Hole Spacing	Tongue Width	Figure Dimensions			Dieless (# of Crimps)	▲ Installation Tooling						
		AWG	MM ²				(B)	(T)	(L)		Mechanical		Hydraulic		Color Code	Die Index	Wire Strip Length
											MD6, OUR840, MD7-34R	BCT500HS, Y500CHS	Y35, Y39 Y750, Y46* PAT750				
YA30-L2TC516-FX	1	250 Flex CLASS G	—	5/16"	1"	1.69"	1.03"	0.16"	3.32"	Y644HSXT (1) Y81KFT (1) Y81KFTMBH (1) PAT81KFT-18V (1)	W29VT (2) X29RT (4)	W29VT (2) W29RT (2) X29RT (4)	U29RT (1)	Yellow	16	1-1/16"	
YA30-L2TC38-FX		259 Str. CLASS H		3/8"	1"	1.20"	1.03"	0.16"	3.45"								
YA30-L2NTC-FX		427 Str.		1/2"	1-3/4"	1.20"	1.03"	0.16"	4.63"								
YA31-L2TC38-FX	1	250 Flex 637/24 CLASS I,K,M	150	3/8"	1"	1.29"	1.06"	0.18"	3.51"	Y644HSXT (1) Y81KFT (1) Y81KFTMBH (1) PAT81KFT-18V (1)	W30VT (2)	W30VT (2) W30RT (2)	U30RT (2)	White	17 or 298	1-1/8"	
YA31-L2TC12-FX		1/2"		1-1/4"	1.29"	1.06"	0.18"	4.01"									
YA31-L2NTC-FX		1/2"		1-3/4"	1.29"	1.06"	0.18"	4.70"									
YA32-L2TC38-FX	1	775/24	185	3/8"	1"	1.40"	1.19"	0.19"	3.69"	Y644HSXT (1) Y81KFT (1) Y81KFTMBH (1) PAT81KFT-18V (1)	W31VT (2)	W31VT (2) W31RT (2)	U31RT (2)	Red	18 or 324	1-1/4"	
YA32-L2NTC-FX		313.1 kcmil		1/2"	1-3/4"	1.40"	1.19"	0.19"	4.88"								
YA34-L2TC516-FX	1	373.7 kcmil 925/24 (350 kcmil Nom.)	240	5/16"	1"	1.55"	1.27"	0.23"	3.75"	Y644HSXT (1) Y81KFT (1) Y81KFTMBH (1) PAT81KFT-18V (1)	W32VT (2)	W32VT (2) W32RT (2)	U32RT (2)	Blue	19 or 470	1-5/16"	
YA34-L2TC38-FX				3/8"	1"	1.55"	1.27"	0.23"	3.88"								
YA34-L2NTC38-FX				3/8"	1-3/4"	1.55"	1.27"	0.23"	4.63"								
YA34-L2TC12-FX				1/2"	1-1/4"	1.55"	1.27"	0.23"	4.38"								
YA34-L2NTC-FX				1/2"	1-3/4"	1.55"	1.27"	0.23"	5.06"								
YA36-L2TC38-FX	1	1100/24 444.4 kcmil	—	3/8"	1"	1.74"	1.38"	0.27"	4.24"	Y644HSXT (1) Y81KFT (1) Y81KFTMBH (1) PAT81KFT-18V (1)	—	—	U34RT (2)	Brown	20 or 299	1-7/16"	
YA36-L2NTC-FX				1/2"	1-3/4"	1.74"	1.38"	0.27"	5.24"								
YA38-L2TC516-FX	1	535.3 kcmil 1325/24 (500 kcmil nom.)	300	5/16"	1"	1.84"	1.45"	0.27"	4.04"	Y644HSXT (1) Y81KFT (1) Y81KFTMBH (1) PAT81KFT-18V (1)	—	—	U38XRT (2)	Pink	L99	1-7/16"	
YA38-L2TC38-FX				3/8"	1"	1.84"	1.45"	0.27"	4.35"								
YA38-L2TC12-FX				1/2"	1-1/4"	1.84"	1.45"	0.27"	4.67"								
YA38-L2NTC-FX				1/2"	1-3/4"	1.84"	1.45"	0.27"	5.35"								
YA39-L2TC38E10-FX	1	600 kcmil 1472/24	—	3/8"	1-1/4"	2.26"	1.42"	0.27"	4.61"	Y644HSXT (1) Y81KFT (1) Y81KFTMBH (1) PAT81KFT-18V (1)	—	—	U38RT (2)	Purple	400	1-1/2"	
YA39-L2NTC-FX				1/2"	1-3/4"	1.91"	1.42"	0.27"	5.36"							1-3/8"	
YA40-L2TC38-FX	1	646 kcmil 1600/24	400	3/8"	1"	1.98"	1.42"	0.30"	4.38"	Y644HSXT (1) Y81KFT (1) Y81KFTMBH (1) PAT81KFT-18V (1)	—	—	U39RT (2)	Black	24	1-5/16"	
YA40-L2NTC-FX				1/2"	1-3/4"	1.98"	1.42"	0.30"	5.38"								
YA44-L2TC38-FX	1	777.7 kcmil 1925/24 750 kcmil nom.)	500	3/8"	1"	2.19"	1.65"	0.33"	4.74"	Y644HSXT (1) Y81KFT (1) Y81KFTMBH (1) PAT81KFT-18V (1)	—	—	U44XRT (2)	Yellow	L115	1-5/8"	
YA44-L2TC12-FX				1/2"	1-1/4"	2.19"	1.65"	0.33"	5.05"								
YA44-L2TC12E3-FX				1/2"	1-1/2"	2.19"	1.65"	0.33"	5.30"								
YA44-L2NTC-FX				1/2"	1-3/4"	2.19"	1.65"	0.33"	5.74"								
YA44-L2TC58-FX				5/8"	1-1/2"	2.19"	1.65"	0.33"	5.55"								

* Use PUADP-1 adaptor with U dies in Y46 HYPRESS™
 ** The MM² conductor size referenced here is for both Class 2 and Class 5 conductor
 *** The MM² conductor sizes listed are the recommendations for Class 5 conductor

▲ See tooling section of this catalog for complete tool and die listings. Use ONLY color-coded die recommendations for -FX connectors. For nest/indenter system contact factory

◆ For applications greater than 2000 Volts consult cable manufacturer for voltage stress relief instructions
Note: All dimensions shown are for reference only.

Blue highlighted items are industry standard and most frequently ordered.