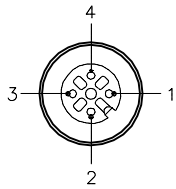


FEMALE END VIEW

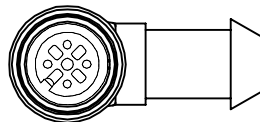
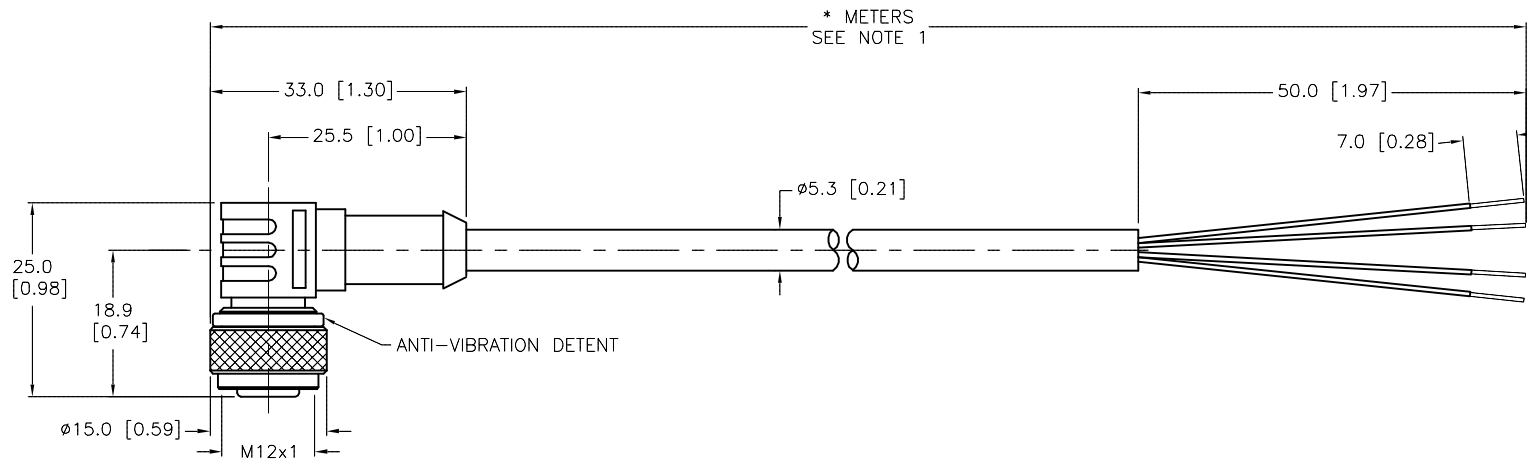


- 1 = BROWN
- 2 = WHITE
- 3 = BLUE
- 4 = BLACK



SPECIFICATIONS

CONTACT CARRIER MATERIAL	NYLON OR TPU
MOLDED HEAD MATERIAL/COLOR	TPU/YELLOW
CONTACT MATERIAL/PLATING	BRASS/GOLD
COUPLING NUT MATERIAL/PLATING	BRASS/NICKEL
RATED CURRENT [A]	4.0 A
RATED VOLTAGE [V]	250 V
OUTER JACKET MATERIAL/COLOR	PVC/GRAY
CONDUCTOR INSULATION MATERIAL	PVC
NUMBER OF CONDUCTORS [AWG]	4x22 AWG
TEMPERATURE RATING	-40°C to +105°C (-40°F to ±189°F)
PROTECTION CLASS	MEETS NEMA 1,3,4,6P AND IEC IP68



CABLE LENGTH	TOLERANCE*
ALL LENGTHS	+ 4% (OR 50mm) OF LENGTH - 0% (OR 0mm) OF LENGTH WHICHEVER IS GREATER
STRIP LENGTH	TOLERANCE*
0-7mm	±0.5mm
8-29mm	±1.0mm
30-49mm	±2.0mm
50-69mm	±3.0mm
70-100mm	±4.0mm
OVER 100mm	±5.0mm

* UNLESS OTHERWISE SPECIFIED

SOURCE DRAWING - FOR REFERENCE ONLY

NOTES:

- "*" INDICATES CABLE LENGTH IN METERS. CONTACT TURCK TO ORDER SPECIFIC LENGTHS.

RELATED DOCUMENTS		3RD ANGLE PROJECTION		THIS DRAWING IS CONFIDENTIAL AND THE PROPERTY OF TURCK INC. USE OF THIS DOCUMENT WITHOUT WRITTEN PERMISSION IS PROHIBITED.		3000 CAMPUS DRIVE MINNEAPOLIS, MN 55441 1-800-544-7769 (763) 553-7300 (763) 553-0708 fax turck.com	
1.			DRFT	JB	DATE	07/20/00	DESCRIPTION WK 4.4T-*
2.			APVD		SCALE	1=1.0	
3.		ALL DIMENSIONS DISPLAYED ON THIS DRAWING ARE FOR REFERENCE ONLY	UNIT OF MEASUREMENT		IDENTIFICATION NO.		REV
4.			MILLIMETER [INCH]				G
MATERIAL		SEE SPECIFICATIONS		DO NOT SCALE THIS DRAWING		FILE: 777000206	
FINISH		SEE SPECIFICATIONS		CONTACT TURCK FOR MORE INFORMATION		SHEET 1 OF 1	

G	UPDATE CABLE DIAMETER	KMY	12/30/11	37143
REV	DESCRIPTION	BY	DATE	ECO NO.

4-Wire Cordsets, Standard Plug Body



- NEMA 1, 3, 4, 6P
- IEC IP68 Protection
- 250 V, 4 A



Connector Style	Female Part Number	Male Part Number	Features	Pinout
<p>RK ..**</p>	RK 4.41T-* WK 4.41T-*	RS 4.41T-* WS 4.41T-*	AWM PVC NAMUR Blue, 4x22 AWG, 105°C, 5.1 mm OD, Cable #RF50598-*M†, flexlife*	<p>Female</p>
	RK 4.41T-*/S529 WK 4.41T-*/S529	RS 4.41T-*/S529 WS 4.41T-*/S529	TPU/Heavy Braid Double Jacket Yellow, 4x20 AWG, 90°C, 5.7 mm OD, Cable #RF50526-*M†, Cut/Abrasion Immune Braided Mechanical Shield	
<p>WK ..**</p>	RK 4.43T-* WK 4.43T-*	RS 4.43T-* WS 4.43T-*	AWM PVC Yellow, 4x22 AWG, 105°C, 5.1 mm OD, Cable #RF50530-*M†, flexlife	
	RK 4.43T-*/S90 WK 4.43T-*/S90	RS 4.43T-*/S90 WS 4.43T-*/S90	AWM TPU Yellow, 4x22 AWG, 105°C, 5.1 mm OD, Cable #RF50613-*M†, Cut/Abrasion Immune, tray rated	
<p>RS ..**</p>	RK 4.4T-* WK 4.4T-*	RS 4.4T-* WS 4.4T-*	AWM PVC Grey, 4x22 AWG, 105°C, 5.1 mm OD, Cable #RF50516-*M†, flexlife	
	RK 4.4T-*/S90 WK 4.4T-*/S90	RS 4.4T-*/S90 WS 4.4T-*/S90	AWM TPU Grey, 4x22 AWG, 90°C, 5.1 mm OD, Cable #RF50532-*M†, Cut/Abrasion Immune	
<p>WS ..**</p>	RK 4.4T-*/S101 WK 4.4T-*/S101	RS 4.4T-*/S101 WS 4.4T-*/S101	AWM TPE Grey, 4x22 AWG, 105°C, 5.7 mm OD, Cable #RF50941-*M†, flexLife-20, High Flex Over 20 Million Cycles	
	RK 4.4T-*/S824 WK 4.4T-*/S824	RS 4.4T-*/S824 WS 4.4T-*/S824	ITC/PLTC PVC Grey, 4x22 AWG, 105°C, 5.3 mm OD, Cable #RF50698-*M†, Tray Rated	
	RK 4.4T-*/S618 WK 4.4T-*/S618	RS 4.4T-*/S618 WS 4.4T-*/S618	AWM PVC Grey, 4x22 AWG Foil/Drain, 105°C, 5.1 mm OD, Cable #RF50577-*M†, RFI/EMI Shielding	
	RK 4.4T-*/S618/S824 WK 4.4T-*/S618/S824	RS 4.4T-*/S618/S824 WS 4.4T-*/S618/S824	ITC/PLTC PVC Grey, 4x22 AWG Foil/Drain, 105°C, 5.1 mm OD, Cable #RF50773-*M†, RFI/EMI Shielding, Tray Rated	

Cordsets

1. BN
2. WH
3. BU
4. BK

* Length in meters. Standard cable lengths are 2, 4, 6, 8 and 10 meters. Consult factory for other lengths.
 ** Standard coupling nut material is nickel plated brass "RK .."; "RKK .." indicates nylon and "RKV .." indicates stainless steel.
 † See Section N for **reelfast**® cable information.