

Individual Spec Sheet

LED PUCK LIGHT

Line Voltage (120 V)

ORDERING INFORMATION

Order code: 67105
Model number: UCP/KIT3/120V/4W/30K/FR/BN/STD
UPC: 069549671058
Case quantity: 20

PHYSICAL DATA

Type: 120 V LED Puck Light - Kit of 3 Units
Size: 2 3/4" (69 mm)
Shape: Round
Finish: Brushed Nickel
Lens Finish: Frosted
Mounting: Surface and Recessed
Daisy Chain: Up to 20 units can be installed in row

PERFORMANCE DATA

Watts (W): 4
Volts (VDC): 120
Colour temp. (K)¹: 3 000
Lumen output (lm)²: 236
Lumen per Watts (lm/W): 59
CRI: 90
Life L70 (h)³: 36 000
Beam angle (°): 120
THD (%): <15
Power factor: >0.9
Dimming: Forward and Reverse
Operating temp. range: -30°C to 40°C (-22°F to 104°F)

¹ Typical color temperature range: +/- 5 %.
² Lumen values are derived from photometric testing. Initial lumens range: +/- 10 %.
³ Life hours are derived from IESNA LM-80-08 testing report and projected per IESNA TM-21-11 extrapolations.


INCLUDED IN THE BOX (KITS OF 3 UNITS)

Unit	Description
1	Puck with 1 wire
2	Puck with 2 wire
1	Power cord plug

Note : Please note that the 1 wire puck should be placed at the end of the run.

ACCESSORIES (order separately)

Order code	Description	Type	Figure	Length in (mm)	Case qty (master)
67106	UCP/PLUG/120V/STD	120 V Power Cord Plug	A	73 5 /8 (1 870)	100
67787	UC/HARDWIREBOX/120V/STD	Hardwire Box	B	6 1/2 (165)	50
67108	UCP/JUMPER/12IN/STD	12" Jumper	C	12 (304)	500
67109	UCP/JUMPER/36IN/STD	36" Jumper	C	36 (914)	500
67110	UCP/JUMPER/72IN/STD	72" Jumper	C	72 (1 828)	250



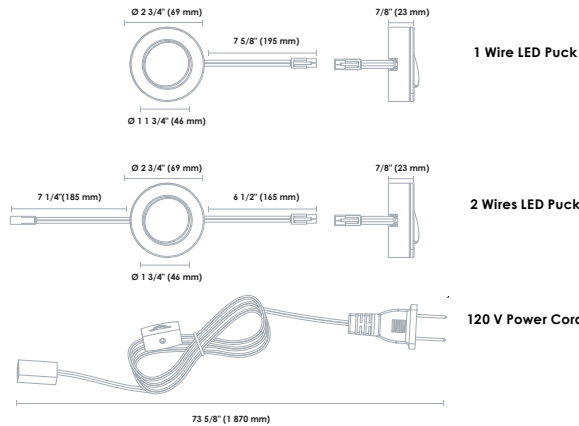
COMPATIBLE DIMMERS

Brand	Model number
LEGRAND	PD-5NE
LUTRON	PD-6WCL, CTCL-153P, DVCL-253P, AYCL-253P, SELV-300P, MACL-153P
COOPER	RRD-6NA-WH, AAL06, SCL03P
LEVITON	6615, IPL06, 6674, DSM10-1LZ, IPE04-1LZ

¹ Flickering might occur between 0-25% on low intensity settings.

² The above table shows dimmers that have been tested and have demonstrated proper operation under normal conditions. Each installation being unique, various factors such as load, common neutrals or other electrical products on the circuit can, in certain instances, cause variance in system performance. Read and comply to the dimmer installation instructions. Consult dimming system manufacturer for additional support in operation. Stanpro recommends to use dimmers designed to work with LED products. Older dimmers designed for incandescent products may cause erratic operation. Some dimmers may require more than one product for stable operation. The maximum number of products is determined by the dimmer wattage rating with LEDs. Be careful, these dimmers have different ratings depending on the product type. Again, refer to the dimmer installation instructions.

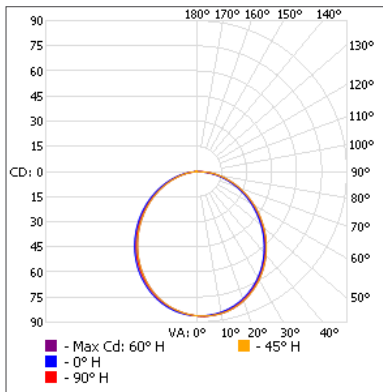
DIMENSIONS



PHOTOMETRIC DATA¹

67105 • UCP/KIT3/120V/4W/30K/FR/BN/STD • 235.8 lm

Polar candela distribution



Zonal lumen summary

Zone	Lumens	% Fixture
0-30	66.0	28%
0-40	107.0	45.4%
0-60	185.4	78.6%
60-90	48.9	20.7%
70-100	21.3	9%
90-120	0.6	0.2%
0-90	234.2	99.3%
90-180	1.6	0.7%
0-180	235.8	100%

Illuminance at a distance

Center beam fc	Beam width
1.7'	4.6' 4.6'
3.3'	9.0' 8.9'
5.0'	13.6' 13.4'
6.7'	18.2' 18.0'
8.3'	22.5' 22.3'
10.0'	27.2' 26.9'

Vert. spread: 107.3°
Horiz. spread: 106.7°

¹ Complete IES files available on our website.

Qty	Description	Price

I accept the specifications of the luminaire configuration mentioned above.

Name: _____
 Company: _____
 Signature: _____

Date: _____

Data is based upon tests performed in a controlled environment. Actual performance can vary depending on operating conditions. All products are subject to change or may be discontinued any time without notice.