

Main

Range Compatibility	Altivar Machine ATV320 Altivar Machine ATV340 Easy Altivar 310 Altivar&Nbsp;Process ATV900 Easy Altivar 310L
Product or Component Type	Braking resistor
Ohmic value	60 Ohm

Complementary

Product compatibility	Variable speed drive ATV930 wall mount 5.5 kW 380...480 V light cycle Variable speed drive ATV930 wall mount 7.5 kW 380...480 V light cycle Variable speed drive ATV930 wall mount 1.5 kW 200...240 V light cycle Variable speed drive ATV930 wall mount 2.2 kW 200...240 V light cycle Variable speed drive ATV950 wall mount 5.5 kW 380...480 V light cycle Variable speed drive ATV950 wall mount 7.5 kW 380...480 V light cycle Variable speed drive ATV930 wall mount 1.5 kW 200...240 V medium cycle Variable speed drive ATV930 wall mount 2.2 kW 200...240 V medium cycle Variable speed drive ATV340 4 kW 380...480 V light cycle Variable speed drive ATV340 5.5 kW 380...480 V light cycle Variable speed drive ATV320 0.55 kW 200...240 V Variable speed drive ATV320 0.75 kW 200...240 V Variable speed drive ATV320 1.1 kW 200...240 V Variable speed drive ATV320 1.5 kW 200...240 V Variable speed drive ATV320 4 kW 380...480 V Variable speed drive ATV320 5.5 kW 380...480 V Variable speed drive ATV310 5.5 kW Variable speed drive ATV310 7.5 kW Variable speed drive ATV930 7.5 kW 500...690 V light cycle Variable speed drive ATV930 11 kW 500...690 V light cycle Variable speed drive ATV930 10 hp 600 V light cycle Variable speed drive ATV930 15 hp 600 V light cycle Variable speed drive ATV320 5.5 kW 525...600 V Variable speed drive ATV310L 0.75 kW Variable speed drive ATV310L 1.5 kW Variable speed drive ATV310L 2.2 kW Variable speed drive ATV310L 3.0 kW Variable speed drive ATV310L 4.0 kW Variable speed drive ATV310L 5.5 kW
Duty cycle	Light cycle (heavy duty) <0.8 s braking with 150 % braking torque for a 40 s cycle Light cycle (normal duty) <0.8 s braking with 120 % braking torque for a 40 s cycle Medium cycle (normal duty) <4 s braking with 135 % braking torque for a 40 s cycle Medium cycle (heavy duty) <4 s braking with 165 % braking torque for a 40 s cycle
Average power available	0.16 kW 122 °F (50 °C)
Electrical connection	Terminal <= 10 mm² / AWG 8 drive
Protection type	Thermal protection via drive
Width	4.13 in (105 mm)
Height	13.58 in (345 mm)
Depth	3.94 in (100 mm)
Net Weight	3.97 lb(US) (1.8 kg)

The information provided in this documentation contains general descriptions and/or technical characteristics of the products contained herein. This documentation is not intended as a substitute for and is not to be used for determining suitability or reliability of these products for specific user applications. It is the duty of any such user or integrator to perform the appropriate and complete risk analysis, evaluation and testing of the products with respect to the relevant specific application or use thereof. Neither Schneider Electric Industries SAS nor any of its affiliates or subsidiaries shall be responsible or liable for misuse of the information contained herein.

Environment

IP Degree of Protection	IP20
Ambient Air Temperature for Storage	-13...158 °F (-25...70 °C)
Ambient Air Temperature for Operation	32...122 °F (0...50 °C)

Ordering and shipping details

Category	22209-ATV650
Discount Schedule	CP4E
GTIN	3606480802256
Returnability	No
Country of origin	DE

Packing Units

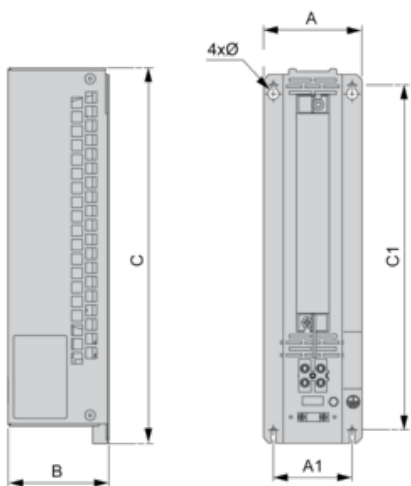
Unit Type of Package 1	PCE
Number of Units in Package 1	1
Package 1 Height	4.72 in (12.000 cm)
Package 1 Width	6.69 in (17.000 cm)
Package 1 Length	14.17 in (36.000 cm)
Package 1 Weight	4.43 lb(US) (2.008 kg)
Unit Type of Package 2	P06
Number of Units in Package 2	30
Package 2 Height	19.69 in (50.000 cm)
Package 2 Width	23.62 in (60.000 cm)
Package 2 Length	31.50 in (80.000 cm)
Package 2 Weight	154.32 lb(US) (70.000 kg)

Offer Sustainability

California proposition 65	WARNING: This product can expose you to chemicals including: Lead and lead compounds, which is known to the State of California to cause cancer and birth defects or other reproductive harm. For more information go to www.P65Warnings.ca.gov
REACH Regulation	REACH Declaration
REACH free of SVHC	Yes
EU RoHS Directive	Pro-active compliance (Product out of EU RoHS legal scope) EU RoHS Declaration
Toxic heavy metal free	Yes
Mercury free	Yes
China RoHS Regulation	China RoHS Declaration
RoHS exemption information	Yes

Dimensions

Right Side and Front View



Dimensions in mm

A	B	C	A1	C1	Ø
105	100	345	72	316	4.5

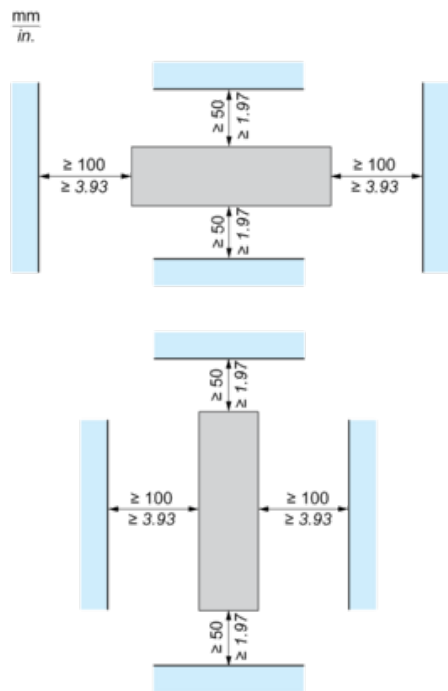
Dimensions in in.

A	B	C	A1	C1	Ø
4.13	3.94	13.58	2.83	12.44	0.18

Mounting and Clearance

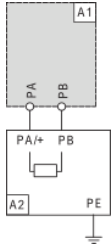


(1) Braking resistor



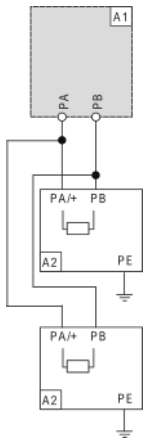
Recommended Schema

1 Braking Resistor



A1 : Drive or external braking unit
A2 : Braking resistor
PA, PB : Bus DC

2 Braking Resistors



A1 : Drive or external braking unit
A2 : Braking resistor
PA, PB : Bus DC