








	Catalogue	Topaz	Size	Packaging	
	Number	Cat. No.		Case	Box
Steel Compression Coupling for EMT					
	RTSCP-05	661S	1/2"	250	25
	RTSCP-07	662S	3/4"	250	25
	RTSCP-10	663S	1"	100	10
	RTSCP-12	664S	1-1/4"	-	25
	RTSCP-15	665S	1-1/2"	-	20
	RTSCP-20	666S	2"	-	15
	RTSCP-25	667S	2-1/2"	-	6
	RTSCP-30	668S	3"	-	6
	RTSCP-35	669S	3-1/2"	-	5
RTSCP-40	670S	4"	-	3	
Steel Compression Connector <i>Rain Tight</i> for EMT					
	651SRT		1/2"	250	25
	652SRT		3/4"	250	25
	653SRT		1"	100	10
	654SRT		1-1/4"	-	25
	655SRT		1-1/2"	-	20
	656SRT		2"	-	15
	657SRT		2-1/2"	-	12
	658SRT		3"	-	6
	659SRT		3-1/2"	-	5
660SRT		4"	-	6	
Steel Compression Connector <i>Rain Tight</i> for EMT - Insulated Throat					
	651SIRT		1/2"	250	50
	652SIRT		3/4"	250	25
	653SIRT		1"	100	20
	654SIRT		1-1/4"	-	25
	655SIRT		1-1/2"	-	20
	656SIRT		2"	-	15
	657SIRT		2-1/2"	-	12
	658SIRT		3"	-	6
	659SIRT		3-1/2"	-	5
660SIRT		4"	-	6	
Steel Compression Coupling <i>Rain Tight</i> for EMT					
	661SRT		1/2"	250	25
	662SRT		3/4"	250	25
	663SRT		1"	100	10
	664SRT		1-1/4"	-	25
	665SRT		1-1/2"	-	20
	666SRT		2"	-	15
	667SRT		2-1/2"	-	6
	668SRT		3"	-	6
	669SRT		3-1/2"	-	5
670SRT		4"	-	3	
EMT to Liquid Tight - Compression Type					
	271		1/2" X 1/2"	250	25
	272		3/4" X 3/4"	200	20
	273		1" X 1"	100	10
1-hole Strap for EMT - Snap on Type					
	510BX	3/8" One hole BX Strap	14/2 - 10/3	1000	100
	511		1/2"	1000	100
	512		3/4"	1000	100
	513		1"	500	50
	514		1-1/4"	250	25
	515		1-1/2"	100	10
	516		2"	100	10
	517		2-1/2"	50	-
	518		3"	25	-
	519		3-1/2"	25	-
	520		4"	25	-