

Project		Catalog #		Type	
Prepared by		Notes		Date	



Metalux

Achieva™ Selectable Center Basket NUV (Canada Only)

Achieva™ Selectable Lumens and CCT Troffer
1x4 / 2x2 / 2x4

Typical Applications

Offices • Education • Healthcare • Retail

Interactive Menu

- Order Information/Performance page 2
- Photometric Data page 3
- Product Specifications page 4
- Product Warranty

Product Certification



Product Features

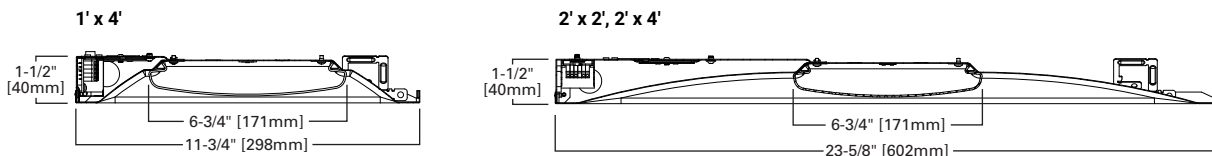


Top Product Features

- Selectable lumens (low/medium/high) and selectable CCT (3500K/4000K/5000K) for use in a variety of applications and stock simplicity
- Selectable lumens offered in both standard selectable and high output selectable options
- Shallow plenum - 1.5" depth fits the most challenging spaces
- 0-10V dimming to 5% standard with 120-347V NUV driver
- Fully assembled driver integrated without exposed wires in the plenum.
- Emergency, Wavelinx, and Flex options available
- Integrated grid clips with holes for retaining wire and end hole to enable secure attachment to the grid where required
- Matches Achieva Surface for one family look across a space (Coming Q4)

Achieva Dimensions

(Full Dimensions on Page 3)



Ceiling Compatibility

G Grid/Lay-in Standard	G Concealed T	G Slot Grid	Ceiling Type	Trim Type
			Exposed Grid	Standard
			Concealed T	Standard
			Slot Grid	Standard
			Flange	*

*See Drywall Frame Kit Accessory in Ordering Information Section

See page 4 for Junction Box details for ARS

additional product diagrams



Achieva Ordering Information/Performance

Size	Catalog Number	Lumen Setting	CCT	CRI (Min)	Delivered Nominal Lumens	Watts	Efficacy (lm/W)
2x4	24ARS-L3C3-NUV	Low	3500K	80	3436	24.6	140
			4000K	80	3581	24.1	149
			5000K	80	3597	24.9	144
		Medium	3500K	80	4610	34.2	134
			4000K	80	4816	33.2	145
			5000K	80	4749	34.3	138
		High	3500K	80	5887	45.9	128
			4000K	80	6202	44.2	140
			5000K	80	6078	46.3	131
2x2	22ARS-L3C3-NUV	Low	3500K	80	2766	20.5	135
			4000K	80	2859	20.0	142
			5000K	80	2841	20.7	137
		Medium	3500K	80	3578	27.4	130
			4000K	80	3728	26.5	140
			5000K	80	3648	27.5	133
		High	3500K	80	4458	35.0	127
			4000K	80	4721	33.8	140
			5000K	80	4593	35.5	129
1x4	14ARS-L3C3-NUV	Low	3500K	80	2810	20.3	138
			4000K	80	2910	19.9	146
			5000K	80	2893	20.5	141
		Medium	3500K	80	3657	27.2	134
			4000K	80	3799	26.4	144
			5000K	80	3733	27.3	136
		High	3500K	80	4793	35.2	136
			4000K	80	5036	33.9	148
			5000K	80	4875	35.4	138

Achieva options

Catalog	Description	Example	Notes
EL7W	7W EM Pack, Installed	22ARS-L3C3-UNV-EL7W	Integrated Indicator/Test Switch into end cap
EL14W	14W EM Pack, Installed	24ARS-L3C3-UNV-EL14W	Integrated Indicator/Test Switch into end cap
A3/8-5/18GDIM	6' Length, 3/8" Cable, 3 Wire, 3 Dimming Leads, Ground	24ARS-L3C3-UNV-A3/8-5/18GDIM	
EL7W-A3/8-5/18GDIM EL14W-A3/8-5/18GDIM	7W/14W EM Pack, Installed, and 6' Flex, 3/8" Cable, 3 Wire, 2 Dimming Leads, Ground	24ARS-L3C3-UNV-EL7W-A3/8-5/18GDIM 22ARS-L3C3-UNV-EL14W-A3/8-5/18GDIM	EL7W and EL14W only use 5/18G flex with emergency. EM pack is always specified before (to the left of) the flex, in the catalog number.
WAB	WaveLinx Lite Wireless Integrated Sensor	22ARS-L3C3-UNV-WAB	Sensor Integrated into end cap
WAA	WaveLinx Wireless Integrated Sensor	24ARS-L3C3-UNV-WAA	Sensor Integrated into end cap

*Battery and Sensor option for 120-277V applications only. UNV model will be used and shipped out of the USA. Please use UNV catalog logic as shown in table above.

Achieva Shipping Data

Size	Fixture Net Weight	Fixture Gross Weight	Fixture Dimension	Carton Dimension	Fixtures per Carton	Pallet QTY (Cartons)	Pallet QTY (Fixtures)
2' x 2'	6.8 lbs.	9 lbs.	23.7" L x 1.8" W x 23.7" H	25.7" L x 2.8" W x 26.2" H	1	54	54
2' x 4'	11.3 lbs.	15.8 lbs.	47.7" L x 1.8" W x 23.7" H	50.4" L x 2.8" W x 26" H	1	27	27
1' x 4'	7 lbs.	10.2 lbs.	47.7" L x 1.8" W x 11.7" H	50.4" L x 2.8" W x 15.2" H	1	27	27


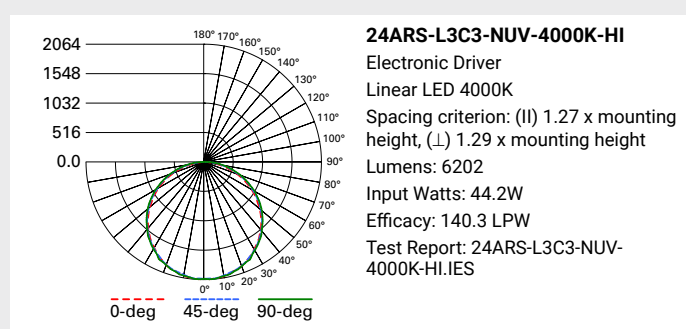
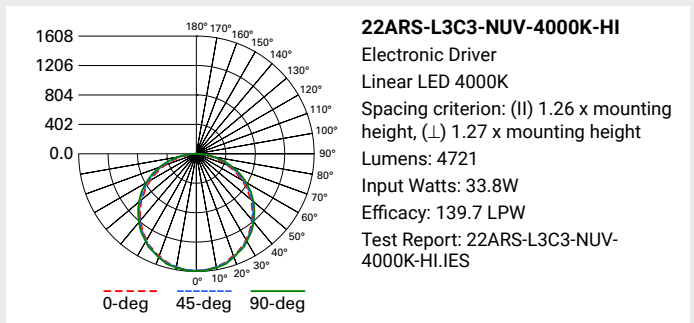
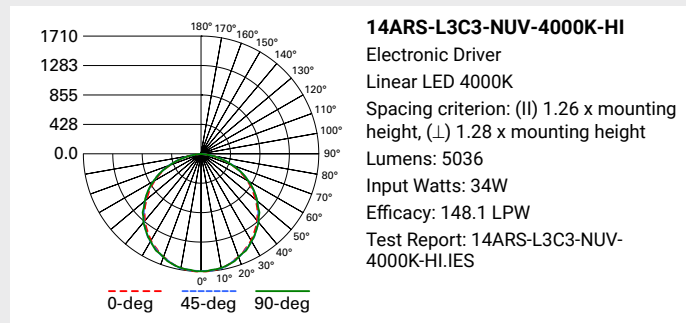
Accessories

Accessories (order separately)

DF-14W-U=1' x 4' Drywall Frame Kit
 DF-22W-U=2' x 2' Drywall Frame Kit
 DF-24W-U=2' x 4' Drywall Frame Kit
 SK-22-WS=2' x 2' Shallow Surface Mount Kit
 SK-24-WS=2' x 4' Shallow Surface Mount Kit
 SK-14-WT=1' x 4' Tall Surface Mount Kit
 SK-22-WT=2' x 2' Tall Surface Mount Kit
 SK-24-WT=2' x 4' Tall Surface Mount Kit

Photometric Data

[View IES files](#)



Achieva Product Specifications

Construction

- Die formed of code gauge prime cold rolled steel in one-piece housing design
- Four auxiliary fixture end suspension points
- Integral formed one-piece housing improves aesthetic design removing end plate light gaps
- Integrated T-Grid clip design for screw installation to the grid where required by code and in "earthquake" zones

Integrated Controls

- Standard 0-10V dimming driver down to 5%

LED and Light Engine

- Selectable Color temperature choices 3500K, 4000K, and 5000K
- Selectable lumen output up to 8000 lumens, with choices of low, medium, high
- TM21 life at 60,000 hours up to L94 and calculated L70 exceeds 290,000 hrs.
- Driver 120-347V Standard

Emergency Options

- Optional emergency battery available in 7W and 14W
- 90-minute backup period for code compliance
- Factory installed integral test switch visible from room side

Finish

- Powder Coat matte white
- 90% reflective, matte white enamel finish
- Full fixture housing painted after fabrication

Shielding

- Rounded ribbed frosted lens standard
- Square ribbed frosted option coming Q1 (Consult Factory)

Compliance

- IC rated for insulation contact
- cULus listed for damp locations
- RoHS compliant
- Tested to IESNA LM-79 and LM-80
- Stated life tested to TM21 standards
- Can be used for State of California Title 24 high efficacy luminaire
- Can be use for Non-residential T24
- DesignLights Consortium® Qualified and classified for DLC Standard and DLC Premium (refer to www.designlights.org)

Limited Warranty

- Five-year warranty standard. Optional ten year warranty available.

Dimensional and Mounting Details

