

UR20-8AI-I-16-DIAG-HD

Weidmüller Interface GmbH & Co. KG

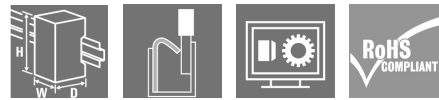
Klingenbergstraße 26

D-32758 Detmold

Germany

www.weidmueller.com

Product image



Inputs can be parameterised; up to 3-wire + FE; accuracy 0.1% FSR

Analogue input modules of the u-remote system are available in many variants with different resolutions and wiring solutions.

Variants are available with 12- and 16-bit resolution, which record up to 4 analogue sensors with +/-10 V, +/-5 V, 0...10 V, 0...5 V, 2...10 V, 1...5 V, 0...20 mA or 4...20 mA with maximum accuracy. Each plug-in connector can optionally connect sensors with 2- or 3-wire technology. The parameters for the measurement range can be individually set for each channel. In addition, each channel has its own status LED.

A special variant for Weidmüller interface units enables current measurements with 16-bit resolution and maximum accuracy for 8 sensors at a time (0...20 mA or 4...20 mA).

The module electronics supply the connected sensors with power from the input current path (U_{IN}).

General ordering data

Version	Remote I/O module, IP20, Analog signals, Input, 8-channel
Order No.	1315720000
Type	UR20-8AI-I-16-DIAG-HD
GTIN (EAN)	4050118118827
Qty.	1 pièce(s)
Replacement parts	1350930000 1559750000 1347320000

UR20-8AI-I-16-DIAG-HD

Weidmüller Interface GmbH & Co. KG

Klingenbergstraße 26

D-32758 Detmold

Germany

www.weidmueller.com

Caractéristiques techniques

Dimensions and weights

Depth	76 mm	Depth (inches)	2,992 inch
Height	120 mm	Height (inches)	4,724 inch
Width	11,5 mm	Width (inches)	0,453 inch
Mounting dimension - height	128 mm	Net weight	74 g

Temperatures

Storage temperature	-40 °C ... +85 °C	Operating temperature	-20 °C ... +60 °C
---------------------	-------------------	-----------------------	-------------------

analogue inputs

Accuracy	0.1% FSR	Conversion time	1 ms
Individual channel diagnosis	Yes	Input value	Current I (0...20 mA, 4...20 mA)
Internal resistance I	50 Ω	Module diagnosis	Yes
Number of analogue inputs	8	Resolution	16 Bit
Reverse polarity protection	Yes	Sensor connection	2-wire, 3-wire, 3-wire + FE
Sensor supply	Yes	Short-circuit-proof	Yes

Connection data

Wire connection cross section, finely stranded, max.	0,35 mm ²	Wire connection cross section, finely stranded, min.	0,14 mm ²
Wire cross-section, finely stranded, max. (AWG)	AWG 22	Wire cross-section, finely stranded, min. (AWG)	AWG 26
Wire cross-section, solid, max.	0,35 mm ²	Wire cross-section, solid, max. (AWG)	AWG 22
Wire cross-section, solid, min.	0,14 mm ²	Wire cross-section, solid, min. (AWG)	AWG 26

General data

Air humidity (operation)	10% to 95%, non-condensing as per DIN EN 61131-2	Air humidity (storage)	10% to 95%, non-condensing as per DIN EN 61131-2
Air humidity (transport)	10% to 95%, non-condensing as per DIN EN 61131-2	Air pressure (operation)	≥ 795 hPa (height ≤ 2000 m) as per DIN EN 61131-2
Air pressure (storage)	1013 hPa (height 0 m) to 700 hPa (height 3000 m) as per DIN EN 61131-2	Air pressure (transport)	1013 hPa (height 0 m) to 700 hPa (height 3000 m) as per DIN EN 61131-2
Pollution severity	2	Rail	TS 35
Shock	15 g over 11 ms, half sinus wave, acc. to IEC 60068-2-27	Surge voltage category	II
Test voltage	500 V	UL 94 flammability rating	V-0
Vibration resistance	5 Hz ≤ f ≤ 8.4 Hz: 3.5-mm amplitude as per IEC 60068-2-6, 8.4 Hz ≤ f ≤ 150 Hz: 1 g acceleration as per IEC 60068-2-6		

Power supply

Current consumption from I _{IN} (the respective power segment)	20 mA + load	Current consumption from I _{sys} , typ.	8 mA
Reverse polarity protection	Yes	Voltage supply	24 V DC +20 %/ -15 %, via the system bus

Date de création 26 novembre 2024 14:00:55 CET

Niveau du catalogue 26.11.2024 / Toutes modifications techniques réservées

2

UR20-8AI-I-16-DIAG-HD

Weidmüller Interface GmbH & Co. KG
 Klingenbergstraße 26
 D-32758 Detmold
 Germany

www.weidmueller.com

Caractéristiques techniques

System data

Field bus protocol	PROFINET IRT, PROFINET RT, PROFIBUS DP-V1, EtherCAT, Modbus/TCP, EtherNet/IP, CANopen, DeviceNet, POWERLINK, CC-Link, CC-Link IE TSN	Galvanic isolation	500 V DC between the current paths
Interface	u-remote system bus	Module type	Analogue input module
Process data	16 Byte	Transmission speed of system bus, max.	48 Mbit

Classifications

ETIM 6.0	EC001596	ETIM 7.0	EC001596
ETIM 8.0	EC001596	ETIM 9.0	EC001596
ECLASS 9.0	27-24-26-01	ECLASS 9.1	27-24-26-01
ECLASS 10.0	27-24-26-01	ECLASS 11.0	27-24-26-01
ECLASS 12.0	27-24-26-01	ECLASS 13.0	27-24-26-01
ECLASS 14.0	27-24-26-01		

Environmental Product Compliance

RoHS Compliance Status	Compliant with exemption
RoHS Exemption (if applicable/known)	7a, 7c1
REACH SVHC	Lead 7439-92-1
SCIP	82327f13-cd27-455a-ab5b-a62e1996dcf8

Important note

Product information	Note: Please order connector (1469340000) separately
---------------------	--

Approvals

Approvals



ROHS	Conform
UL File Number Search	UL Website
Certificate no. (cULus)	E141197
Certificate no. (cULusEX)	E223527

UR20-8AI-I-16-DIAG-HD

Weidmüller Interface GmbH & Co. KG
Klingenbergstraße 26
D-32758 Detmold
Germany

www.weidmueller.com

Caractéristiques techniques

Downloads

Approval/Certificate/Document of Conformity	KC certificate DNV certificate DEMKO15ATEX1525X CCC certificate CCS certificate UKCA Declaration of Conformity - EN CE Declaration of Conformity - DE
Engineering Data	CAD data – STEP Compatibility information – Combinability of UR20
Product Change Notification	Release-Notes - Firmware
Software	Firmware – Current firmware UR20-4AI-UI Firmware – Archive firmware UR20-4AI-UI
User Documentation	Handbuch u-remote DE Manual u-remote EN
Catalogues	Catalogues in PDF-format

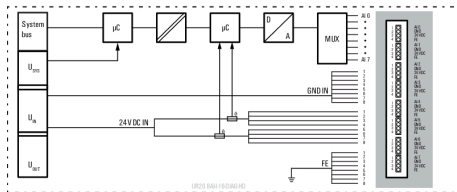
UR20-8AI-I-16-DIAG-HD

Weidmüller Interface GmbH & Co. KG
 Klingenbergstraße 26
 D-32758 Detmold
 Germany

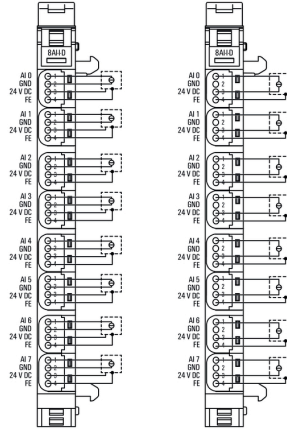
www.weidmueller.com

Dessins

Block diagram



Connection diagram



Explanation of abbreviations

Analogue input modules

