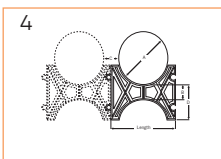
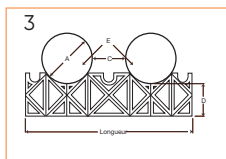
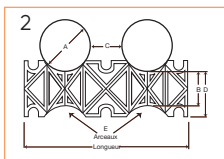
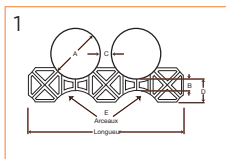


# SUPPORTS SÉPARATEURS MONOBLOC

## INFORMATION TECHNIQUE

Dia. nominal de tuyau A		Espacement vertical B		Espacement horizontal C		Distance sol/ conduit D		Nombre d'arceaux E
po	mm	po	mm	po	mm	po	mm	
2	50	1-1/2	40	1-1/2	40	3	75	2
3	75	1-1/2	40	1-1/2	40	3	75	2
3-1/2	90	1	25	1	25	2	50	2-3-4
4	100	1	25	1	25	2	50	1-2-3-4
4	100	1-1/2	40	1-1/2	40	3	75	2-3-4
4	100	2	50	2	50	3	75	1-2-3-4
4	100	3	75	3	75	3	75	2-3-4
4	100	3	75	3	75	4	100	2-3-4
4-1/2	115	2	50	2	50	3	75	1-2-3
5	125	1-1/2	40	2-1/8	53	3-5/8	91	1
5	125	1-1/2	40	1-1/2	40	3	75	2-3-4



Description	Arceaux	Code informatique	Dessin dimensionnel	Longueur po	Quantité / ballot	Quantité / palette
2 x 1-1/2 x 1-1/2 x 3	2	029473	2	7,9	25	1200
3 x 1-1/2 x 1-1/2 x 3	2	029474	2	10,3	25	900
3-1/2 x 1 x 1 x 2	2	029860	2	12,4	25	1100
3-1/2 x 1 x 1 x 2	3	029861	2	17,3	25	800
3-1/2 x 1 x 1 x 2	4	029479	2	20,9	25	600
4 x 1 x 1 x 2	1	029475	2	8,3	25	1600
4 x 1 x 1 x 2	2	029476	2	13,5	25	1000
4 x 1 x 1 x 2	3	029477	2	18,8	25	800
4 x 1 x 1 x 2	4	029478	2	24,2	25	600
4 x 1-1/2 x 1-1/2 x 3	2	029470	1	14,2	25	600
4 x 1-1/2 x 1-1/2 x 3	3	029471	1	20,0	25	500
4 x 1-1/2 x 1-1/2 x 3	4	029472	1	26,0	25	400
4 x 2 x 2 x 3	1	029480	2	8,3	25	900
4 x 2 x 2 x 3	2	029464	1	14,5	25	600
4 x 2 x 2 x 3	3	029465	1	20,7	25	400
4 x 2 x 2 x 3	4	029499	1	27,0	25	400
4 x 3 x 3 x 3 (Base)	2	029466	3	15,0	25	600
4 x 3 x 3 x 3 (Base)	3	029488	3	22,5	25	400
4 x 3 x 3 x 3 (Base)	4	029489	3	30,0	25	300
4 x 3 x 3 x 4	2	029469	1	15,0	25	500
4 x 3 x 3 x 4	3	029497	1	22,5	25	400
4 x 3 x 3 x 4	4	029498	1	30,1	25	200
4-1/2 x 2 x 2 x 3	1	029485	2	8,7	25	800
4-1/2 x 2 x 2 x 3	2	029486	2	15,5	25	500
4-1/2 x 2 x 2 x 3	3	029487	2	22,2	25	400
* 5 x 1-1/2 x 2-1/8 x 3-5/8	1	029455	4	7,0	50 (CTN)	500
5 x 1-1/2 x 1-1/2 x 3	2	029494	2	16,2	25	500
5 x 1-1/2 x 1-1/2 x 3	3	029495	2	23,1	25	400
5 x 1-1/2 x 1-1/2 x 3	4	029496	2	30,0	25	300

\* Dispositif de blocage horizontal.