

## PRO MAX 120W 12V 10A

**Weidmüller Interface GmbH & Co. KG**

Klingenbergstraße 26

D-32758 Detmold

Germany

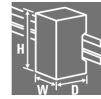
[www.weidmueller.com](http://www.weidmueller.com)



Similar to illustration

PROmax offers diverse solutions for demanding automation.

Our high performance and durable PROmax switch-mode power supply units are designed for especially demanding requirements. PROmax reliably copes with continuous overload of up to 20% or short-term peak loads of 300% occurring with high control cabinet temperatures. High boost capability and full power are also made possible in a wide temperature range. Our switch-mode power supply units can be used around the world and are also suitable for confined spaces thanks to their low width. Together with our uninterruptible DC USPs, the diode modules or CAP modules, you can create a power supply solution that is tailored to your requirements.



### General ordering data

Version	Power supply, switch-mode power supply unit, 12 V
Order No.	<a href="#">1478230000</a>
Type	PRO MAX 120W 12V 10A
GTIN (EAN)	4050118286205
Qty.	1 pièce(s)

## PRO MAX 120W 12V 10A

**Weidmüller Interface GmbH & Co. KG**

Klingenbergstraße 26

D-32758 Detmold

Germany

www.weidmueller.com

## Caractéristiques techniques

### Dimensions and weights

Depth	125 mm	Depth (inches)	4,921 inch
Height	130 mm	Height (inches)	5,118 inch
Width	40 mm	Width (inches)	1,575 inch
Net weight	850 g		

### Temperatures

Storage temperature	-40 °C...85 °C	Operating temperature	-25 °C...70 °C
Humidity at operating temperature	5...95 %, no condensation	Start-up	≥ -40 °C

### Rated data UL

Certificate No. (cURus)	E255651
-------------------------	---------

### Input

AC input voltage range	85...277 V AC		
Connection system	Screw connection		
Current consumption in relation to the input voltage	Voltage type	AC	
	Input voltage	230 V	
	Input current	1 A	
	Voltage type	DC	
	Input voltage	120 V	
	Input current	1,5 A	
DC input voltage range	80...370 V DC		
Frequency range AC	45...65 Hz		
Input fuse (internal)	Yes		
Inrush current	max. 15 A		
Nominal power consumption	134,8 VA		
Rated input voltage	100...240 V AC		
Recommended back-up fuse	6 A, Char. B, circuit breaker, 6 A, char. C circuit breaker		
Surge protection	Varistor		

### Output

Connection system	Screw connection	Continuous output current @ $U_{Nominal}$	12 A @ 45°C, 7,5 A @ 70°C
Nominal output current for $U_{nom}$	10 A @ 60 °C	Output power	120 W
Output voltage, max.	15 V	Output voltage, min.	10 V
Output voltage, note	(adjustable via potentiometer)	Parallel connection option	yes, max. 5
Protection against inverse voltage	Yes	Rated output voltage	12 V DC ± 1 %
Residual ripple, breaking spikes	<50 mVss @ $U_{Nenn}$ . Full Load		

### General data

AC failure bridging time @ $I_{nom}$	min. 20 ms
Current limiting	> 120% $I_N$
Degree of efficiency	89%
Derating	> 60°C / 75% @ 70°C
Earth leakage current, max.	3,5 mA
Housing version	Metal, corrosion resistant
Mounting position, installation notice	Horizontal on TS35 mounting rail. 50 mm of clearance at top & bottom for air circ. Can mount side by side with no space in between.

Date de création 26 novembre 2024 13:15:39 CET

## PRO MAX 120W 12V 10A

**Weidmüller Interface GmbH & Co. KG**

Klingenbergstraße 26

D-32758 Detmold

Germany

www.weidmueller.com

## Caractéristiques techniques

Power factor	Power factor typical	0,9
	Input voltage	230 V
	Ambient temperature	25 °C
	Output power	120 W
Power loss, idling	1,2 W	
Power loss, nominal load	14,8 W	
Protection against reverse voltages from the load	> 18 V DC	
Protection degree	IP20	
Short-circuit protection	Yes	
Status indication	LED red/green and relay ( $\geq 21.6$ V DC LED green, relay on/ $\leq 20.6$ V DC LED red, relay off)	
Surge voltage category	III	

### EMC / shock / vibration

Interference immunity test acc. to	EN 55024, EN 55032, IEC61000-3-2,-3, IEC61000-4-2,-3,-4,-5,-6,-8,-11	Noise emission in accordance with EN55032	Class B
Shock resistance IEC 60068-2-27	30 g in all directions	Vibration resistance IEC 60068-2-6	2.3 g

### Insulation coordination

Insulation voltage input / earth	3,5 kV	Insulation voltage output / earth	0,5 kV
Insulation voltage, input/output	4 kV	Pollution severity	2
Protection class	I, with PE connection	Surge voltage category	III

### Electrical safety (applied standards)

Electrical machine equipment	Acc. to EN60204	For use with electronic equipment	Acc. to EN50178 / VDE0160
Protection against dangerous shock currents	Acc. to VDE0106-101	Protective separation / protection against electrical shock	VDE0100-410 / acc. to DIN57100-410
Safety extra-low voltage	SELV acc. to IEC 60950-1, PELV according to EN 60204-1	Safety transformers for switch-mode power supplies	According to EN 61558-2-16

### Connection data (input)

Conductor cross-section, AWG/kcmil , max.	10 AWG	Conductor cross-section, AWG/kcmil , min.	26 AWG
Conductor cross-section, flexible , min.	0,22 mm <sup>2</sup>	Conductor cross-section, rigid , max.	6 mm <sup>2</sup>
Conductor cross-section, rigid , min.	0,18 mm <sup>2</sup>	Connection system	Screw connection
Number of terminals	3 for L/N/PE	Screwdriver blade	0.8 x 4.0, PZ 1
Tightening torque, max.	0,6 Nm	Tightening torque, min.	0,5 Nm
Wire connection cross section, flexible (input), max.	4 mm <sup>2</sup>		

### Connection data (output)

Conductor cross-section, AWG/kcmil , max.	12 AWG	Conductor cross-section, AWG/kcmil , min.	26 AWG
Conductor cross-section, flexible , max.	4 mm <sup>2</sup>	Conductor cross-section, flexible , min.	0,5 mm <sup>2</sup>
Conductor cross-section, rigid , max.	6 mm <sup>2</sup>	Conductor cross-section, rigid , min.	0,5 mm <sup>2</sup>
Connection system	Screw connection	Number of terminals	8 (++,--,11,13,14)
Screwdriver blade	0.6 x 3.5	Tightening torque, max.	0,6 Nm
Tightening torque, min.	0,5 Nm		

Date de création 26 novembre 2024 13:15:39 CET

Niveau du catalogue 26.11.2024 / Toutes modifications techniques réservées

**PRO MAX 120W 12V 10A****Weidmüller Interface GmbH & Co. KG**

Klingenbergstraße 26

D-32758 Detmold

Germany

www.weidmueller.com

**Caractéristiques techniques****Signalling**

Contact load (NO contact)	max. 30 V DC / 1 A	Floating contact	Yes
Status indication	LED red/green and relay (≥21.6 V DC LED green, relay on/ ≤20.6 LED red, relay off)		

**Classifications**

ETIM 6.0	EC002540	ETIM 7.0	EC002540
ETIM 8.0	EC002540	ETIM 9.0	EC002540
ECLASS 9.0	27-04-07-01	ECLASS 9.1	27-04-07-01
ECLASS 10.0	27-04-07-01	ECLASS 11.0	27-04-07-01
ECLASS 12.0	27-04-07-01	ECLASS 13.0	27-04-07-01
ECLASS 14.0	27-04-07-01		

**Environmental Product Compliance**

RoHS Compliance Status	Compliant with exemption
RoHS Exemption (if applicable/known)	7a, 7cl
REACH SVHC	Lead 7439-92-1
SCIP	6d8cdf22-8230-4af8-86c8-3558c716666d

**Approvals**

Approvals



ROHS	Conform
UL File Number Search	UL Website
Certificate No. (cURus)	E255651
Certificate no. (cULus)	E258476
Certificate no. (cULusEX)	E470829

**Downloads**

Approval/Certificate/Document of Conformity	<a href="#">UL 508 Certificate.pdf</a> <a href="#">UL 60950-1 Certificate.pdf</a> <a href="#">UL CL1 DIV2 Certificate.pdf</a> <a href="#">DNV Certificate.pdf</a> <a href="#">DoP EN54.4</a> <a href="#">Declaration of Conformity</a> <a href="#">UK Conformity Assessed</a>
Engineering Data	<a href="#">CAD data – STEP</a>
User Documentation	<a href="#">Operating instructions</a>
Catalogues	<a href="#">Catalogues in PDF-format</a>

**Fiche de données**

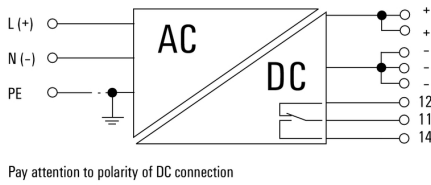
**PRO MAX 120W 12V 10A**

**Weidmüller Interface GmbH & Co. KG**  
 Klingenbergstraße 26  
 D-32758 Detmold  
 Germany

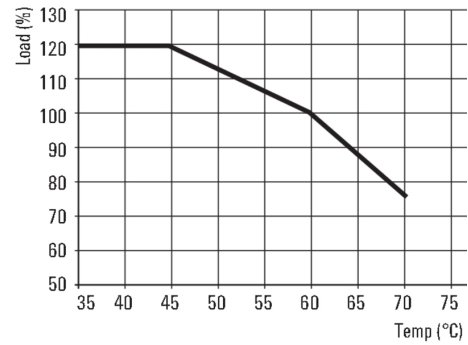
www.weidmueller.com

**Dessins**

**Electric symbol**



**Derating curve**



**Derating curve**

