

PRO MAX3 240W 24V 10A

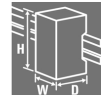
Weidmüller Interface GmbH & Co. KG

Klingenbergstraße 26

D-32758 Detmold

Germany

www.weidmueller.com



PROmax offers diverse solutions for demanding automation.

Our high performance and durable PROmax switch-mode power supply units are designed for especially demanding requirements. PROmax reliably copes with continuous overload of up to 20% or short-term peak loads of 300% occurring with high control cabinet temperatures. High boost capability and full power are also made possible in a wide temperature range. Our switch-mode power supply units can be used around the world and are also suitable for confined spaces thanks to their low width. Together with our uninterruptible DC USPs, the diode modules or CAP modules, you can create a power supply solution that is tailored to your requirements.

General ordering data

Version	Power supply, switch-mode power supply unit, 24 V
Order No.	1478180000
Type	PRO MAX3 240W 24V 10A
GTIN (EAN)	4050118286120
Qty.	1 pièce(s)

PRO MAX3 240W 24V 10A

Weidmüller Interface GmbH & Co. KG

Klingenbergstraße 26

D-32758 Detmold

Germany

www.weidmueller.com

Caractéristiques techniques

Dimensions and weights

Depth	125 mm	Depth (inches)	4,921 inch
Height	130 mm	Height (inches)	5,118 inch
Width	60 mm	Width (inches)	2,362 inch
Net weight	1 322 g		

Temperatures

Storage temperature	-40 °C...85 °C	Operating temperature	-25 °C...70 °C
Humidity at operating temperature	5...95 %, no condensation	Start-up	≥ -40 °C

Rated data UL

Certificate No. (cURus)	E255651
-------------------------	---------

Input

AC input voltage range	3 x 320...3 x 575 V AC / 2 x 360...2 x 575 V AC	
Connection system	Screw connection	
Current consumption in relation to the input voltage	Voltage type	3-phase AC
	Input voltage	400 V
	Input current	0,4 A
	Voltage type	3-phase AC
	Input voltage	500 V
	Input current	0,35 A
	Voltage type	DC
	Input voltage	800 V
	Input current	0,35 A
DC input voltage range	Voltage type	DC
	Input voltage	450...800 V DC
	Input current	0,6 A
Frequency range AC	45...65 Hz	
Input fuse (internal)	Yes	
Inrush current	max. 15 A	
Nominal power consumption	262,3 VA	
Rated input voltage	3x 400...3x 500 V AC (wide-range input)	
Recommended back-up fuse	3 - 5 A, char. C, circuit breaker	
Surge protection	Varistor	

Output

Connection system	Screw connection	Continuous output current @ $U_{Nominal}$	12 A @ 45°C, 7,5 A @ 70°C
Nominal output current for U_{nom}	10 A @ 60 °C	Output power	240 W
Output voltage, max.	29,5 V	Output voltage, min.	22,5 V
Output voltage, note	(adjustable via potentiometer)	Parallel connection option	yes, max. 5
Protection against inverse voltage	Yes	Rated output voltage	24 V DC ± 1 %
Residual ripple, breaking spikes	<50 mV _{SS} @ U_{Nenn} , Full Load		

General data

AC failure bridging time @ I_{nom}	min. 20 ms
Current limiting	> 120% I_N

Date de création 26 novembre 2024 13:20:18 CET

PRO MAX3 240W 24V 10A

Weidmüller Interface GmbH & Co. KG
Klingenbergstraße 26
D-32758 Detmold
Germany

www.weidmueller.com

Caractéristiques techniques

Degree of efficiency	91.5%		
Derating	> 60°C / 75% @ 70°C		
Earth leakage current, max.	3,5 mA		
Housing version	Metal, corrosion resistant		
Mounting position, installation notice	Horizontal on TS35 mounting rail. 50 mm of clearance at top & bottom for air circ. Can mount side by side with no space in between.		
Power factor	Power factor typical	0,85	
	Input voltage	400 V	
	Ambient temperature	25 °C	
	Output power	240 W	
Power loss, idling	4,8 W		
Power loss, nominal load	22,3 W		
Protection against reverse voltages from the load	30...35 V DC		
Protection degree	IP20		
Short-circuit protection	Yes		
Status indication	LED red/green and relay (≥ 1.6 V DC LED green, relay on/ ≤ 20.6 V DC LED red, relay off)		
Surge voltage category	III		

EMC / shock / vibration

Interference immunity test acc. to	EN 55024, EN 55032, IEC61000-3-2,-3, IEC61000-4-2,-3,-4,-5,-6,-8,-11	Noise emission in accordance with EN55032	Class B
Shock resistance IEC 60068-2-27	30 g in all directions	Vibration resistance IEC 60068-2-6	2.3 g

Insulation coordination

Insulation voltage input / earth	3,5 kV	Insulation voltage output / earth	0,5 kV
Insulation voltage, input/output	4 kV	Pollution severity	2
Protection class	I, with PE connection	Surge voltage category	III

Electrical safety (applied standards)

Electrical machine equipment	Acc. to EN60204	For use with electronic equipment	Acc. to EN50178 / VDE0160
Protection against dangerous shock currents	Acc. to VDE0106-101	Protective separation / protection against electrical shock	VDE0100-410 / acc. to DIN57100-410
Safety extra-low voltage	SELV acc. to IEC 60950-1, PELV according to EN 60204-1	Safety transformers for switch-mode power supplies	According to EN 61558-2-16

Connection data (input)

Conductor cross-section, AWG/kcmil , max.	10 AWG	Conductor cross-section, AWG/kcmil , min.	26 AWG
Conductor cross-section, flexible , min.	0,22 mm ²	Conductor cross-section, rigid , max.	6 mm ²
Conductor cross-section, rigid , min.	0,18 mm ²	Connection system	Screw connection
Number of terminals	4 for L1/L2/L3/PE	Screwdriver blade	0.8 x 4.0, PZ 1
Tightening torque, max.	0,6 Nm	Tightening torque, min.	0,5 Nm
Wire connection cross section, flexible (input), max.	4 mm ²		

PRO MAX3 240W 24V 10A

Weidmüller Interface GmbH & Co. KG

Klingenbergstraße 26

D-32758 Detmold

Germany

www.weidmueller.com

Caractéristiques techniques

Connection data (output)

Conductor cross-section, AWG/kcmil , max.	10 AWG	Conductor cross-section, AWG/kcmil , min.	26 AWG
Conductor cross-section, flexible , max.	4 mm ²	Conductor cross-section, flexible , min.	0,22 mm ²
Conductor cross-section, rigid , max.	6 mm ²	Conductor cross-section, rigid , min.	0,18 mm ²
Connection system	Screw connection	Number of terminals	8 (+,+,-,11,13,14)
Screwdriver blade	0.8 x 4.0, PZ 1	Tightening torque, max.	0,6 Nm
Tightening torque, min.	0,5 Nm		

Signalling

Contact load (NO contact)	max. 30 V DC / 1 A	Floating contact	Yes
Status indication	LED red/green and relay (≥21.6 V DC LED green, relay on/ ≤20.6 V DC LED red, relay off)		

Classifications

ETIM 6.0	EC002540	ETIM 7.0	EC002540
ETIM 8.0	EC002540	ETIM 9.0	EC002540
ECLASS 9.0	27-04-07-01	ECLASS 9.1	27-04-07-01
ECLASS 10.0	27-04-07-01	ECLASS 11.0	27-04-07-01
ECLASS 12.0	27-04-07-01	ECLASS 13.0	27-04-07-01
ECLASS 14.0	27-04-07-01		

Environmental Product Compliance

RoHS Compliance Status	Compliant with exemption
RoHS Exemption (if applicable/known)	7a, 7cl
REACH SVHC	Lead 7439-92-1
SCIP	6d8cdf22-8230-4af8-86c8-3558c716666d

Approvals

Approvals



ROHS	Conform
UL File Number Search	UL Website
Certificate No. (cURus)	E255651
Certificate no. (cULus)	E258476
Certificate no. (cULusEX)	E470829

PRO MAX3 240W 24V 10A

Weidmüller Interface GmbH & Co. KG
Klingenbergstraße 26
D-32758 Detmold
Germany

www.weidmueller.com

Caractéristiques techniques

Downloads

Approval/Certificate/Document of Conformity	UL 508 Certificate.pdf UL 60950-1 Certificate.pdf UL CL1 DIV2 Certificate.pdf DNV Certificate.pdf Declaration of Conformity UK Conformity Assessed
Engineering Data	CAD data – STEP
User Documentation	Operating instructions
Catalogues	Catalogues in PDF-format

Fiche de données

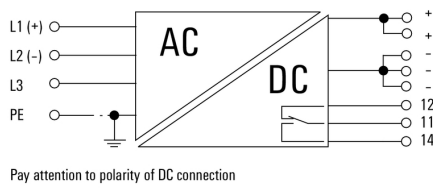
PRO MAX3 240W 24V 10A

Weidmüller Interface GmbH & Co. KG
 Klingenbergstraße 26
 D-32758 Detmold
 Germany

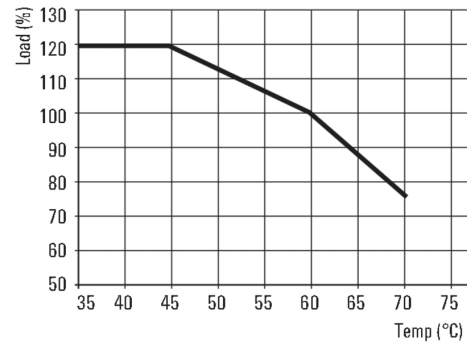
www.weidmueller.com

Dessins

Electric symbol



Derating curve



Derating curve

