




Code de commande	Description	Base	Volts (V)	Watts (W)
38139	MONTAGE A VIS HORZ DESSOUS	2G11	600	75
38221	MNT HORZ ENCLenchEMENT	2G11	600	75
38222	MONTAGE AUT HORZ 90D DESSOUS	2G11	600	75
38143	13W HORIZ. 2 TROU MONT. A VIS	2GX7	600	75
38110	MONTAGE VERTICAL A ENCLenchEME	G23	600	75
38108	7-9WT VERT MNT 4 TROU CLIP METAL	G23 / G23-2	600	75
38214	MONTAGE HORZ.5-9W 2 TROU G23-2	G23 / G23-2	600	75
11588	CF13/MADAPT/E26/HORIZMNT	G23 / GX23	600	75
38115	MNT A VIS VERTICAL 4TROUS 13WT	G24d-1	600	75
38120	MONTAGE A VIS HORIZ. 13W/TTT	G24d-1	600	75
38123	MNT A VIS VERT 4BROCHES 4TROUS	G24d-1	600	75
38127	MNT A VIS HORZ 4 BROCHES 18WT	G24d-1	600	75
38122	MNT A VIS VERTICAL 18WT 4TROUS	G24d-2	600	75
38126	MONTAGE A VIS HORIZONTAL 18WT	G24d-2	600	75
11633	MNT A VIS DESSUS/DESSOUS VERT	G24d-3	600	75



38132



38135



38116




38121




38064



38218



38113



38112



38119



38133



38136

Code de commande	Description	Base	Volts (V)	Watts (W)
38132	MONTAGE A VIS VERT 26WT 4TROUS	G24d-3	600	75
38135	MONTAGE A VIS HORIZONTAL 26WT	G24d-3	600	75
38116	MNT A VIS VERT 4BROCHES 4TROUS	G24q-1	600	75
38121	MNT A VIS HORZ 4BROCHES 2TROUS	G24q-1	600	75
38064	SKT42 13-42W 4PIN DOUILLE UNIV.	G24q-1/G24q-2 /G24q-3 /G24q-4	600	75
38218	MNT A VIS DESSUS/DESSOUS VERT	G24q-2	600	75
38113	MONTAGE VERTICAL A ENCLENCHEME	GX23	600	75
38112	MONTAGE A VIS VERTICAL 4 TROUS	GX23 / GX23-2	600	75
38119	MONTAGE HORZ SNAP CF13-HSI	GX23 / GX23-2	600	75
38133	MNT A VIS VERT 4BROCHES 4TROUS	GX24q-3	600	75
38136	MNT A VIS HORIZONTAL 4BROCHES	GX24q-3	600	75