
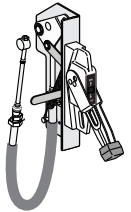
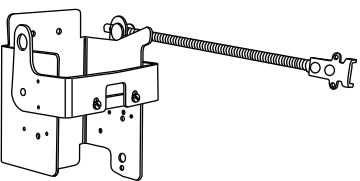
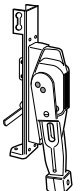


Table 6: Handle Operators (Complete Kits)

Operator Style	NEMA Ratings	Operator Type	Advantages	Versions Available	Circuit Breakers	Mounting Depth	Part Number					
 <p>NEMA Class 9421</p>	1, 3R, 12	Door-Mounted Rotary Handle	Robust and cost effective solution for a door mounted disconnect	Complete kit with 6-in. (15.2 mm) handle ¹	H- and J-Frame	Short shaft 5.5–10.75 in. (14–27.3 cm)	9421LJ1					
						Long shaft 5.5–21.4 in. (14–54.3 cm)	9421LJ4					
	1, 3R, 12			L-Frame	Short shaft 9–12.5 in. (22.86–31.85 cm)	9421LD1						
					Long shaft 9–23.5 in. (22.86–59.7 cm)	9421LD4						
	1, 3R, 12			M- and P-Frame	Short shaft 7.2–11.6 in. (18.3–29.5 cm)	9421LW1						
					Long shaft 7.2–22.25 (18.3–56.5 cm)	9421LW4						
 <p>NEMA Class 9422</p>	1, 3, 3R, 4, 4X	Cable Operated	Ideal for tall, deep enclosures where placement flexibility is required	Operating mechanism only, handle ordered separately	H- and J-Frame	Cable: 36 in. (91.4 cm)	9422CSF30 ²					
						Cable: 60 in. (152.4 cm)	9422CSF50 ²					
						Cable: 84 in. (213.4 cm)	9422CSF70 ²					
						Cable: 120 in. (304.8 cm)	9422CSF10 ²					
					L-Frame	Cable: 36 in. (91.4 cm)	9422CSJ30 ²					
						Cable: 60 in. (152.4 cm)	9422CSJ50 ²					
						Cable: 120 in. (304.8 cm)	9422CSJ10 ²					
					M- and P-Frame	Cable: 36 in. (91.4 cm)	9422CMP30 ²					
						Cable: 50 in. (127 cm)	9422CMP50 ²					
						Cable: 120 in. (304.8 cm)	9422CMP10 ²					
						1, 3, 3R, 4, 4X	Variable Depth	For custom-built enclosures where right or left-hand actuation is important	Operating mechanism only, handle ordered separately	H- and J-Frame	5.88–17.75 in. (14.9–45.1 cm)	9422RQ1 ²
											L-Frame	9.00–17.75 in. (22.9–45.1 cm)
M- and P-Frame	10.5–18.38 in. (26.7–46.7 cm)	9422RM1 ²										
 <p>NEMA Class 9422</p>	1, 2, 3, 3R, 4	Flange Handle	Can be used with cable operated and variable depth mechanisms	6 in. (15.2 cm) sheet steel flange handle only	H-, J-, and L-Frame	N/A	9422A1					
					M- and P-Frame	N/A	9422AP1					
	4, 4X			6 in. (15.2 cm) stainless steel flange handle only	H-, J-, and L-Frame	N/A	9422A2					
					M- and P-Frame	N/A	9422AP2					

¹ Refer to most recent Digest for component parts.

² Handle must be ordered separately.

Terminations

A wide variety of terminal options are available for PowerPact molded case circuit breakers. The terminations are designed to be extremely versatile and easy to install.

Snap-In Terminals

The PowerPact H-, J-, and L-frame circuit breakers are equipped with a unique snap-in terminal design that makes converting between busbar and lug options easy. The terminal nut or mechanical lug is set on a plastic retainer that slides and snaps into place. This makes it possible to easily convert to a distribution lug or add a control wire.