


Available finishes


Use **BOLD** color code in model number (Example: SC-1-**PL**)

Gloss finishes




WH White **LA** Light Almond **AL** Almond **IV** Ivory **GR** Gray **BR** Brown **BL** Black


Satin finishes



SW Snow **LS** Limestone **BI** Biscuit **ES** Eggshell **PD** Palladium **TP** Taupe **ST** Stone



BG Bluestone **PL** Plum **SG** Sea Glass **TQ** Turquoise **GS** Goldstone **DS** Desert Stone **GB** Greenbriar



MS Mocha Stone **TC** Terracotta **SI** Sienna **HT** Hot **MR** Merlot **MN** Midnight **SS** Stainless Steel*

*Stainless Steel finish wallplates include black plastic trim/adaptor, visible from side. Match with separate Black (BL) or Midnight (MN) controls and accessories.

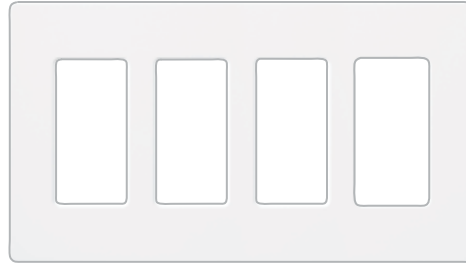
Wallplates for Maestro®, Maestro IR®, Maestro Wireless®, Pico™ wireless control, Spacer System®, Diva®, Lyneo® Lx, Skylark® and MeadowLark®



1-gang*

CW-1-**CC**²
SC-1-**CC**⁴


W: 2.94 in (75 mm); H: 4.69 in (119 mm)
D: .30 in (7.6 mm)



4-gang*

CW-4-**CC**²
SC-4-**CC**⁴

W: 8.37 in (213 mm); H: 4.69 in (119 mm);
D: .30 in (7.6 mm)



2-gang*

CW-2-**CC**²
SC-2-**CC**⁴

W: 4.75 in (121 mm); H: 4.69 in (119 mm);
D: .30 in (7.6 mm)



5-gang*

CW-5-**CC**²
SC-5-**CC**⁴

W: 10.18 in (259 mm); H: 4.69 in (119 mm);
D: .30 in (7.6 mm)



3-gang*

CW-3-**CC**²
SC-3-**CC**⁴

W: 6.56 in (167 mm); H: 4.69 in (119 mm);
D: .30 in (7.6 mm)

Multiple devices with line and low-voltage can be mounted behind a common wallplate using a standard barrier backbox, see Application Note #213 (Combining Low-Voltage and Line Voltage Wiring Devices in a Multi-Gang Box) at www.lutron.com/applicationnotes.

CC²: Gloss and Stainless Steel color codes, see pg. 161
CC⁴: Satin color codes, see pg. 161

Multi-gang dimmer installations may require derating, see pg. 170.

*Stainless Steel finish wallplates include black plastic trim/adaptor, visible from side. Match with separate Black (BL) or Midnight (MN) controls and accessories.



6-gang* CW-6-**CC**²
SC-6-**CC**⁴

W: 12.00in (305mm); H: 4.69in (119mm);
D: .30in (7.6mm)

Cable jacks



- F-style, 75-Ohm coaxial cable

Single cable jack* CA-CJH-**CC**³
SC-CJ-**CC**⁴

Telephone jacks



- 6-conductor telephone jack, RJ11

Single telephone jack* CA-PJH-**CC**³
SC-PJ-**CC**⁴

CC²: Gloss and Stainless Steel color codes, see pg. 161

CC³: Gloss color codes, see pg. 161

CC⁴: Satin color codes, see pg. 161

Receptacles



Tamper resistant receptacles

15A, 125V*	CARS-15-TR- CC ³
	SCRS-15-TR- CC ⁴
20A, 125V*	SCRS-20-TR- CC ⁴

Receptacles

15A, 125V*	CAR-15A- CC ³
	SCR-15- CC ⁴
20A, 125V*	SCR-20- CC ⁴

GFCI Receptacles



- Press test button to confirm LED indicator status
- Press reset button to reset GFCI after circuit interruption

Tamper resistant GFCI receptacles

15A, 125V*	GFCI	CAR-15-GFTR- CC ³
		SCR-15-GFTR- CC ⁴
20A, 125V*	GFCI	SCR-20-GFTR- CC ⁴

*Stainless Steel finish only available as separate wallplate. Match with separate Black (BL) or Midnight (MN) controls and accessories.